

Current Grants

FY2022-2023 (Incomplete, Unadjusted & Unaudited Data)

Description	Department	Fed/State Local/ Foundation	Award	(Debit) Expenditures	(Credit) Revenue
Title IVD-Filing Fees - Enhance Child Support Enforcement	Sheriff	Federal	\$ 113,992.55	\$ 113,992.55	\$ 113,992.55
SC Parks, Recreation & Tourism (PRT) Grant - Foothills Farmstead Grant	PRT	State	\$ 50,964.00	\$ 50,964.00	\$ 45,850.00
Title IVD-Service of Process Payments - Enhance Child Support Enforcement	Sheriff	Federal	\$ 2,128.50	\$ 2,128.50	\$ 2,128.50
SC Parks, Recreation & Tourism (PRT) STAR Grant	PRT	State	\$ 40,759.00	\$ -	\$ -
Title IVD-Transaction Reimbursement (formerly Unit Costs) Enhance Child Support Enforcement	Sheriff	Federal	\$ 22,019.88	\$ 22,019.88	\$ 22,019.88
Title IVD-Incentive Payments - Enhance Child Support Enforcement	Sheriff	Federal	\$ 3,359.21	\$ 3,359.21	\$ 3,359.21
National Forestry Title III	Emergency Services	Federal	\$ 16,575.41	\$ 16,575.41	\$ 16,575.41
USDA Natural Resources Conservation Services (NRCS) Emergency Watershed Protection (EWP) Program	Emergency Services	Federal	\$ 4,280,265.00	\$ 1,309,155.48	\$ 1,309,155.48
Duke Energy Fixed Nuclear Facility (FNF)	Emergency Services	Other	\$ 184,048.80	\$ 184,048.80	\$ 184,048.80
Alcohol Enforcement Team (AET) Grant	Sheriff	Federal	\$ 1,250.00	\$ 1,250.00	\$ 1,250.00
SC Body-Worn Cameras Mandate Grant (Multi-Year)	Sheriff	State	\$ 190,371.26	\$ 70,986.98	\$ 190,371.26
FFY2021 Law Enforcement Network (LEN) - Coordinated highway safety program	Sheriff	Federal	\$ 10,000.00	\$ 770.66	\$ 771.00
Bureau of Justice Assistance (BJA) FY 20 Comprehensive Opioid, Stimulant, and Substance Abuse 2020-AR-BX-0045 Oconee SC Addiction Recovery & Solutions (OARS) Initiative	Administration	Federal	\$ 585,693.00	\$ 96,884.82	\$ 84,289.46
FY22 Law Enforcement Network (LEN) Grant	Sheriff	Federal	\$ 10,000.00	\$ 5,753.82	\$ 5,814.00
FY21-22 DEA Officer Agmt Revenue	Sheriff	Federal	\$ 12,709.50	\$ 5,224.16	\$ 12,709.50
FY22 Highway Safety Grant	Sheriff	Federal	\$ 75,619.00	\$ 70,277.76	\$ 65,150.00
FY21 Bulletproof Vest Grant Revenue	Airport	Federal	\$ 14,180.00	\$ 4,897.20	\$ 5,049.50
Emergency Services Duke Foundation Grant	Emergency Services	Other	\$ 20,000.00	\$ 20,000.00	\$ 18,798.59
2019 Hazard Mitigation Grant Program (HMGP) - Project: 4394-0018 (Severe Storms and Flooding - Hurricane Irma)	Emergency Services	Federal	\$ 30,000.00	\$ 7,500.06	\$ 8,460.47
FY22/23 SCDPS SRO Grant	Sheriff	State	\$ 63,487.00	\$ 33,626.36	\$ 16,235.95
2022 Local Emergency Management Performance Grant (LEMPG) 22EMPG	Emergency Services	Federal	\$ 69,204.00	\$ 19,345.03	\$ 4,250.00
FY23 Palmetto Pride Litter Enforcement Grant	Sheriff	Other	\$ 3,250.00	\$ -	\$ -
Library Services and Technology Act (LSTA) IID-ARPA-006	Library	Federal	\$ 30,000.00	\$ 4,964.02	\$ 30,000.00
Library Expanding Healthcare Center for Rural and Primary Healthcare Grant	Library	Other	\$ 73,803.00	\$ 21,133.40	\$ 12,344.14
FY21 SCDHEC Education Outreach Grant	Solid Waste	State	\$ 15,000.00	\$ 4,797.72	\$ 4,797.72
FY22 Waste Tire Grant	Solid Waste	State	\$ 44,340.00	\$ 43,232.50	\$ 43,232.50
FY22 SCDHEC Used Oil Grant	Solid Waste	State	\$ 13,750.00	\$ 13,201.84	\$ 13,201.84
SC Aeronautics Commission (SCAC) Grant - Emergency Repair of Asphalt	Airport	State	\$ 18,900.00	\$ 18,900.00	\$ 18,900.00
SC Aeronautics Commission (SCAC) Grant - Emergency Repair of Asphalt	Airport	State	\$ 9,375.00	\$ 9,375.00	\$ 9,375.00
SC Aeronautics Commission (SCAC) Grant - Emergency Runway Repair	Airport	State	\$ 13,500.00	\$ 13,500.00	\$ 13,500.00

Coronavirus Relief Fund - Coronavirus Aid, Relief, and Economic Security Act (CARES Act) Federal Through State	Administration	Federal	\$ 262,524.40	\$ 401,820.10	\$ 262,524.40
FEMA Reimbursement - 2020 Tomado	Emergency Services	Federal	\$ 536,040.82	\$ 77,634.25	\$ 45,331.86
FEMA Reimbursement - 2020 Flooding Event #4479	Emergency Services	Federal	\$ 346,803.73	\$ 168,697.44	\$ 346,803.73
FEMA Reimbursement - COVID-19	Emergency Services	Federal	\$ 22,173.25	\$ 19,837.12	\$ 22,173.25
Coronavirus State & Local Fiscal Recovery Fund - American Rescue Plan	Administration	Federal	\$ 15,450,878.00	\$ 2,609,625.30	\$ 15,450,878.00
Airport Improvement Project AIP #25 - Mt Nebo Church Rd	Airport	Federal	\$ 1,086,721.00	\$ 1,104,403.05	\$ 943,252.87
Airport Improvement Project AIP #25 - Mt Nebo Church Rd	Airport	State	\$ 60,374.00	\$ 61,355.80	\$ 57,087.21
Airport Improvement Project AIP #26 - W Terminal Apron Prep	Airport	Federal	\$ 1,147,784.00	\$ 767,352.04	\$ 735,310.52
Airport Improvement Project AIP #26 - W Terminal Apron Prep	Airport	State	\$ 63,766.00	\$ 42,630.67	\$ 59,316.20
Airport Improvement Project AIP #27-Expand T Apron, P+L	Airport	Federal	\$ 1,225,565.00	\$ 1,398,037.33	\$ 1,178,367.57
Airport Improvement Project AIP #27-Expand T Apron, P+L	Airport	State	\$ 69,754.50	\$ 77,668.74	\$ 65,509.00
Airport Improvement Project AIP #30 - Runway Rehabilitation (Multi-Year)	Airport	Federal	\$ 287,399.00	\$ 278,631.38	\$ 278,631.38
Airport Improvement Project AIP #34 - Runway Rehabilitation (Multi-Year)	Airport	Federal	\$ 6,285,364.20	\$ 4,376,374.34	\$ 188,129.65
Airport Improvement Project AIP #34 - Runway Rehabilitation (Multi-Year)	Airport	State	\$ 349,186.90	\$ 243,131.90	\$ 188,129.65
Local Assistance and Tribal Consistency Fund	Administration	Federal	\$ 280,797.83	\$ -	\$ 280,797.83
SCDHEC High Hazard Potential Dams Rehabilitation Grant [Chattooga Dam Club]	Emergency Services	State	\$ 42,000.00	\$ -	\$ -
Hazard Mitigation - Public Education Awareness Award	Emergency Services	State	\$ 36,000.00	\$ -	\$ -
Upstate Healthcare Coalition Preparedness Project	Emergency Services	Other	\$ 85,000.00	\$ -	\$ -
Opioid Recovery Funds - Guaranteed Political Subdivision Subfund	Emergency Services	State	\$ 494,063.43	\$ -	\$ -
2022 Palmetto Pride Litter Crew Grant	PRT	Other	\$ 15,800.00	\$ 9,609.60	\$ 9,609.60
FFY2023 Law Enforcement Network (LEN) - Coordinated highway safety program	Sheriff	Federal	\$ 10,000.00	\$ -	\$ -
FY22 Edward Byrne Memorial Justice Assistance Grant (JAG) Program	Sheriff	Federal	\$ 11,793.00	\$ -	\$ -
FY23 SCDHEC Solid Waste Grant	Solid Waste	State	\$ 750.00	\$ -	\$ -
FY23 SCDHEC Used Oil Grant	Solid Waste	State	\$ 23,750.00	\$ -	\$ -
FY22 Waste Tire Grant	Solid Waste	State	\$ 40,416.00	\$ -	\$ -
Hazard Mitigation - Generator Grant	Emergency Services	State	\$ 256,554.00	\$ -	\$ -

Upcoming Grant Opportunities

Funding Opportunity	Department	Deadline	Status	Grant Request	Match	Total
SC PRT STAR Grant	PRT / Visit Oconee	Rolling	Application Submitted	\$ 13,850.00	\$ 13,850.00	\$ 27,700.00
EPA Recycling Education and Outreach	Solid Waste	2/15/2023	Application Submitted	\$ 2,000,000.00	\$ -	\$ 2,000,000.00
EPA Solid Waste Infrastructure for Recycling	Solid Waste	2/15/2023	Application Submitted	\$ 4,000,000.00	\$ -	\$ 4,000,000.00
FY 22 Assistance to Firefighters Grant	Emergency Services	2/10/2023	Application Submitted	\$ 181,094.55	\$ 18,109.45	\$ 199,205.00
SC American Revolution Site Grant: Planning, Acquisition, Development and Renovation	Administration	2/9/2023	Application Submitted	\$ 180,000.00	\$ 45,000.00	\$ 225,000.00
South Carolina FY24 JAG Grant	Sheriff's Office	3/10/2023	Application Submitted	\$ 131,013.00	\$ 14,558.00	\$ 145,571.00
FY23 Appropriations Request Form	Administration	3/21/2023	Application Submitted	\$ 2,500,000.00	\$ -	\$ 2,500,000.00
FY 2023 Comprehensive Opioid, Stimulant, and Substance Use Site-based Program	Sheriff's Office / OARS	3/21/2023	Application in Progress	\$ 1,000,000.00	\$ -	\$ 1,000,000.00
Duke Energy Foundation Emergency Preparedness Grant	Emergency Services	4/5/2023	Application In Progress	\$ 20,000.00	\$ -	\$ 20,000.00
Law Enforcement Mental Health and Wellness Act Program	Sheriff's Office	4/14/2023	Application In Progress	\$ 200,000.00	\$ -	\$ 200,000.00
				\$ 10,225,957.55	\$ 91,517.45	\$ 10,317,476.00

Project ID	Status	Project Name	Funds Allocated	Responsible Agency	Project Description
P040525	Active	Oconee CTC - local	\$ 1,026,966.00	Oconee County	LPP - road paving 20/21- various roads (road list on file) to be patched and paved or reconstructed and paved. Number of roads from the list included will be dependent on prices received. (03/10/21 IG)
P041875	Active	Oconee CTC - local	\$ 140,000.00	Oconee County	LPP - SC Heritage Fairgrounds access road paving project (07/19/22 IG)
P030548	Closed	Oconee CTC - local	\$ 70,000.00	Oconee County	LPP - partial match for improvements to the road into the new Seneca Rail Park off S-37 (7/27/16 TF)
P030905	Closed	Oconee CTC - Local	\$ 1,079,999.75	Oconee County	LPP - resurfacing and road improvements to county roads throughout Oconee County. A list of roads is on file (10/17/16 TF)
P030988	Closed	Oconee CTC - Local	\$ 20,000.00	Oconee County	LPP - install cul-de-sac at the Oconee County Industrial Park (Echo Hills) (10/24/16 TF)
P036893	Closed	Oconee CTC - Local	\$ 166,562.30	Oconee County	LPP - construct new entrance road into Golden Commerce Park off Hwy 59 in Fair Play (8/18/17 TF)
P036949	Closed	Oconee CTC - Turn Lanes SC-123	\$ 656,059.45	Oconee County	Reimbursement - Install turn lane, acceleration and deceleration lane, 2 points of entry and exit storm drain at 2063 Sandifer Blvd (SC-123) in Westminster (9/8/17 TF)

Oconee Projects from 2016 - Current	
Total Active	\$ 1,166,966.00
Total Closed	\$ 1,992,621.50
Total	\$ 3,159,587.50



Oconee County 2023-2024 Administrator's Recommended Annual Budget

- 1st Reading – May 2, 2023
- Public Hearing – May 16, 2023
- 2nd Reading – May 16, 2023
- Public Hearing – June 6, 2023
- 3rd Reading – June 6, 2023

Table of Contents

2023-2024 Budget

Page	
1	General Fund/Revenue Summary
2	General Fund Expenditure Summary
3-4	Expenditure and other Financing Uses by Department

General Fund Revenues

5	Property Taxes
6	Intergovernmental Revenue
7	License, Permits, and Fees Revenues
8	Fines and Forfeitures Revenues
9	Charges for Services Revenues
10	Interest and Investment Income Revenues
11	Miscellaneous and Other Revenues
12	Other Financing Sources & Use of General Fund Balance
13-15	Program Revenues
16	All other Revenue
17-24	Fee Schedule
25	One Time Capital by Department
26	Departmental Request for New Positions
27-29	Number of Employees by Department

Department Expenditures

30	Administrator (717)
31-32	Airport (720)
33	Animal Control (110)
34	Assessor (301)
35	Auditor (302)
36	Board of Assessment Appeals (303)
37	Building Codes (702)
38	Chau Ram Park (205)
39	Clerk of Court (501)
40	Communication (104)
41	Coroner (103)
42	County Attorney (741)
43	County Council (704)
44	Delinquent Tax Collector (305)
45	Department of Social Services (402)
46	Detention Center (106)
47	Economic Development (707)
48-49	Facilities Maintenance (714)
50	Finance Office (708)
51-52	Fire/Emergency Services (107)
53	Health Department (403)
54	Health and Human Services (705) /Direct Aid
55	High Falls Park (203)
56	Human Resources (710)
57	Information Technology (711)
58	Legislative Delegation (706)
59-60	Library (206)
61	Magistrate (509)
62-63	Non- Departmental (709)
64-65	Parks, Recreation, and Tourism (202)
66	Planning (712)
67	Probate Court (502)
68	Procurement (713)
69	Public Defender (510)
70	Register of Deeds (735)
71-72	Roads and Bridges (601)
73-74	Sheriff Office (101)
75	Soil and Water Conservation District (716)

Table of Contents

2023-2024 Budget

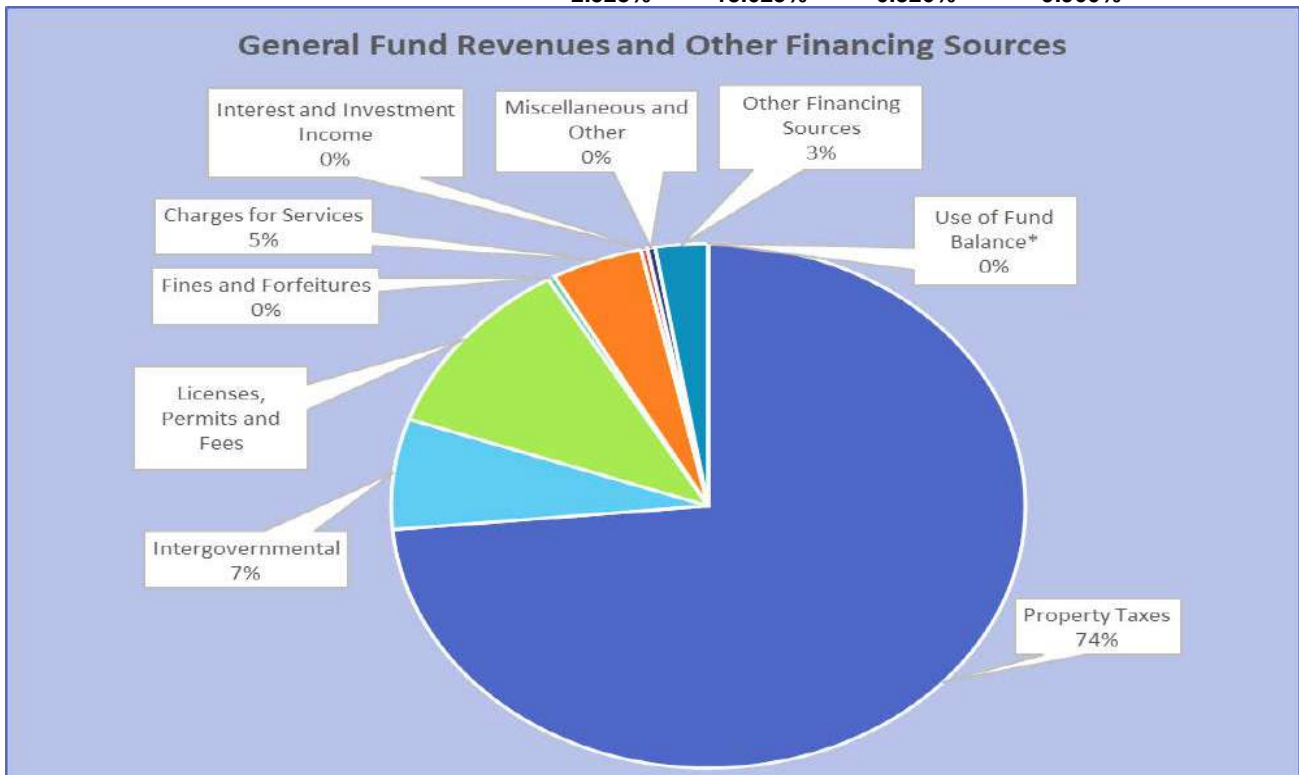
Page	
76	Solicitor (504)
77	Solid Waste (718)
78	South Cove Park (204)
79	Treasurer (306)
80	Vehicle Maintenance (721)
81	Veterans' Affairs (404)
82	Voter Registration and Elections (715)
83	Other Financing Uses
Special Revenue Funds	
84-85	Emergency Services Protection Special Revenue Fund (020)
86	Sheriff Victims' Services Special Revenue Fund (210)
87	Solicitor Victims' Services Special Revenue Fund (215)
88	911 Communications Special Revenue Fund (225)
89	Tri-County Technical College Special Revenue Fund (250)
90	Road Maintenance Fund (260)
Capital Project Funds	
91-92	Economic Development Capital Projects Fund (315)
93	Bridges and Culverts Capital Projects Fund (320)
94	Capital Equipment and Vehicle Capital Projects Fund (325)
95	Parks, Recreation and Tourism Capital Projects Fund (330)
Enterprise Fund	
96	Rock Quarry Enterprise Fund (017)
Debt Service Fund	
97-99	Debt Service Fund (090)

**Oconee County, South Carolina
General Fund Summary
2023-2024 Budget**

Revenues and Other Financing Sources						
Description	FY 2020 Actual	FY 2021 Actual	FY 2022 Actual	FY 2023 Amended Budget	FY 2024 Administrator Recommended	
Property Taxes	36,730,275	38,531,227	41,474,316	44,493,703	47,437,500	Pg 5
Intergovernmental	3,995,120	4,686,613	4,888,193	3,968,222	4,571,910	Pg 6
Licenses, Permits and Fees	5,352,745	6,694,932	7,342,104	6,783,600	8,419,100	Pg 7
Fines and Forfeitures	231,260	242,004	257,591	222,600	252,700	Pg 8
Charges for Services	2,053,881	2,554,699	4,085,819	2,823,328	3,900,776	Pg 9
Interest and Investment Income	903,344	75,750	-	200,000	500,000	Pg 10
Miscellaneous and Other	210,933	267,164	254,689	242,214	297,439	Pg 11
Other Financing Sources	3,052,463	805,631	2,893,684	1,879,297	1,692,797	Pg 12
Use of Fund Balance*	-	-	-	384,056	-	N/A
	52,530,020	53,858,020	61,196,396	60,997,020	67,072,222	

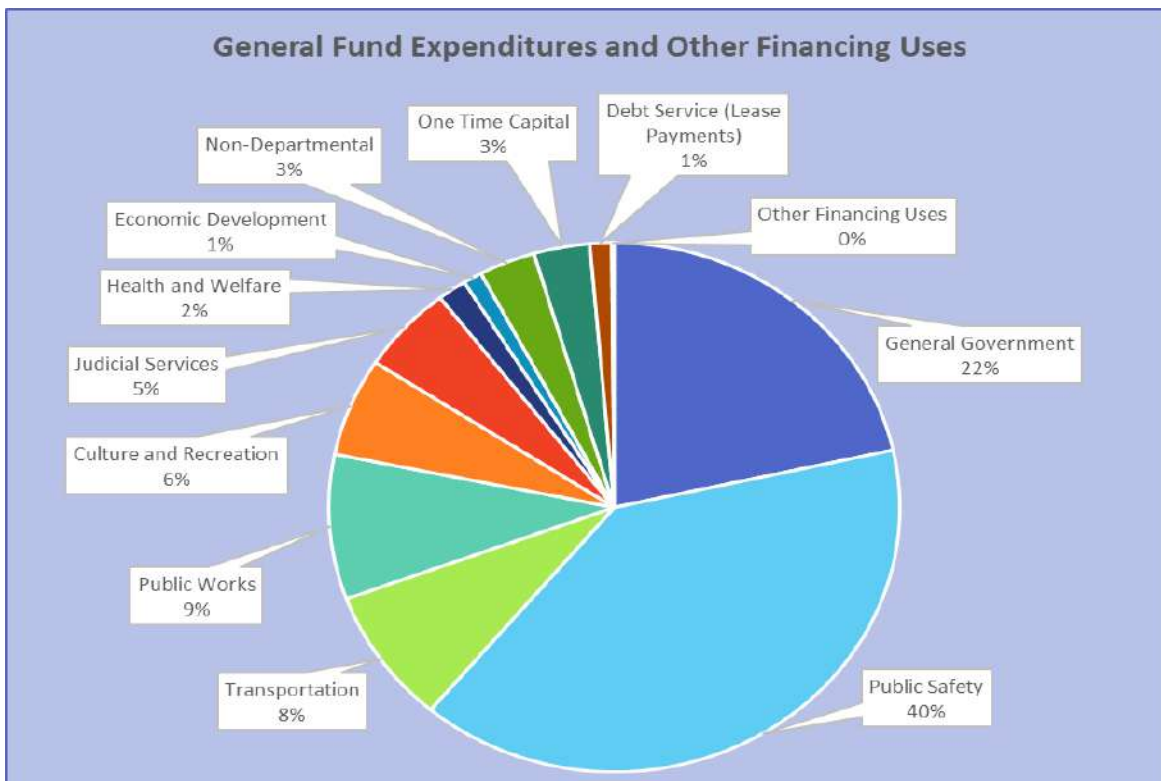
*See pages 11 & 62

2.528% 13.625% -0.326% 9.960%



**Oconee County, South Carolina
General Fund Summary
2023-2024 Budget**

Expenditures and Other Financing Uses					
Description	FY 2020 Actual	FY 2021 Actual	FY 2022 Actual	FY 2023 Amended Budget	FY 2024 Administrator Recommended
Step & Scale, Admin Contingency, New Positions	-	-	-	300,219	3,353,079
General Government	8,732,555	9,112,716	9,509,470	10,491,959	11,008,165
Public Safety	20,792,931	21,812,426	23,187,797	25,404,328	27,732,264
Transportation	3,727,397	3,996,246	4,710,528	5,521,948	5,221,424
Public Works	4,373,084	4,759,895	5,086,095	5,441,966	6,225,199
Culture and Recreation	3,187,563	3,356,741	3,556,088	4,009,510	3,930,800
Judicial Services	2,801,152	2,898,988	3,378,026	3,414,755	3,511,820
Health and Welfare	945,792	880,902	960,471	999,642	958,531
Economic Development	564,167	581,958	530,555	665,752	674,133
Non-Departmental	1,538,345	3,399,458	4,651,806	1,935,000	1,939,000
One Time Capital	1,015,169	2,455,920	1,502,591	1,920,000	1,686,081
Debt Service (Lease Payments)	982,646	1,401,748	886,296	742,574	746,726
Other Financing Uses	275,000	140,000	1,718,765	149,367	85,000
	48,935,801	54,796,997	59,678,489	60,997,020	67,072,222
Net Change in Fund Balance	3,594,219	(938,977)	1,517,907	-	0
Actual Value of a Mill	545,613	561,398	586,604	602,892	620,000



Expenditures and Other Financing Uses					
Description	FY 2020 Actual	FY 2021 Actual	FY 2022 Actual	FY 2023 Amended Budget	FY 2024 Administrator Recommended
General Government					
Step & Scale, Contingency, Step	-	-	-	300,219	3,353,079
Administrator (717)	421,698	368,142	446,949	450,553	598,573
Assessor (301)	982,480	977,340	967,481	1,096,607	1,112,460
Auditor (302)	503,692	520,741	590,127	667,476	707,689
Board of Assessment Appeals (303)	2,691	3,252	1,547	7,526	11,803
County Attorney (741)	321,500	321,864	374,996	404,792	420,362
County Council (704)	369,548	294,827	289,685	322,151	342,491
Delinquent Tax Collector (305)	321,423	378,409	375,455	448,571	418,739
Facilities Maintenance (714)	1,352,242	1,635,811	1,326,458	1,460,350	1,472,882
Finance Office (708)	607,173	695,773	737,673	715,308	905,920
Human Resources (710)	319,402	335,055	428,980	423,817	352,799
Information Technology (711)	907,661	906,987	1,056,544	1,211,401	1,259,452
Legislative Delegation (706)	94,577	94,905	92,659	102,957	97,913
Planning Commission (712)	286,705	230,074	335,477	444,572	455,212
Procurement (713)	151,019	168,821	187,041	250,378	203,610
Register of Deeds (735)	290,826	301,709	328,224	341,909	333,815
Soil and Water Conservation District (716)	68,319	80,945	75,211	81,981	94,086
Treasurer (306)	571,624	588,667	619,985	706,729	789,891
Vehicle Maintenance (721)	924,682	933,092	991,733	1,050,423	1,014,301
Voter Registration and Elections (715)	235,293	276,302	283,245	304,458	416,167
Total General Government	8,732,555	9,112,716	9,509,470	10,491,959	11,008,165
Public Safety					
Animal Control (110)	640,343	643,774	638,161	713,941	749,453
Building Codes (702)	623,677	623,287	634,805	734,647	730,159
Communications ((104)	1,605,604	1,651,216	1,754,918	1,916,158	1,947,078
Coroner (103)	249,964	257,253	306,492	328,596	330,939
Detention Center (106)	4,235,413	4,347,274	4,563,534	5,076,497	5,128,281
Fire/Emergency Services (107)	4,149,021	4,958,632	5,281,428	5,548,614	7,689,804
Sheriff (101)	9,288,909	9,330,990	10,008,459	11,085,875	11,156,550
Total Public Safety	20,792,931	21,812,426	23,187,797	25,404,328	27,732,264

Expenditures and Other Financing Uses					
Description	FY 2020 Actual	FY 2021 Actual	FY 2022 Actual	FY 2023 Amended Budget	FY 2024 Administrator Recommended
Transportation					
Airport (720)	1,183,587	1,340,473	2,131,089	2,378,815	2,025,559
Roads and Bridges (601)	2,543,810	2,655,773	2,579,439	3,143,133	3,195,865
Total Transportation	3,727,397	3,996,246	4,710,528	5,521,948	5,221,424
Public Works					
Solid Waste (718)	4,373,084	4,759,895	5,086,095	5,441,966	6,225,199
Total Public Works	4,373,084	4,759,895	5,086,095	5,441,966	6,225,199
Culture and Recreation					
Chau Ram Park (205)	338,326	413,942	411,117	407,469	406,426
High Falls Park (203)	425,231	453,077	491,681	453,196	520,708
Library (206)	1,376,570	1,383,383	1,426,414	1,576,959	1,520,407
Parks, Recreation and Tourism (202)	576,333	587,530	620,851	970,004	867,662
South Cove Park (204)	471,103	518,809	606,025	601,882	615,597
Total Culture and Recreation	3,187,563	3,356,741	3,556,088	4,009,510	3,930,800
Judicial Services					
Clerk of Court (501)	654,713	681,337	741,393	788,291	919,201
Magistrate (509)	799,070	815,506	1,276,522	989,790	905,972
Probate Court (502)	353,803	360,145	348,316	381,670	412,181
Public Defender (510)	240,000	240,000	250,000	250,000	250,000
Solicitor (504)	753,566	802,000	761,795	1,005,004	1,024,466
Total Judicial Services	2,801,152	2,898,988	3,378,026	3,414,755	3,511,820
Health and Welfare					
Health and Human Services Direct Aid (705)	714,802	647,784	675,089	736,867	696,867
Department of Social Services (402)	12,829	11,435	11,420	12,700	11,800
Health Department (403)	26,743	22,169	69,029	29,150	28,700
Veterans' Affairs (404)	191,418	199,514	204,933	220,925	221,164
Total Health and Welfare	945,792	880,902	960,471	999,642	958,531
Economic Development (707)	564,167	581,958	530,555	665,752	674,133
Non-Departmental (709)	1,538,345	3,399,458	4,651,806	1,935,000	1,939,000
One Time Capital	1,015,169	2,455,920	1,502,591	1,920,000	1,686,081
Debt Service Lease Payments	982,646	1,401,748	886,296	742,574	746,726
Other Financing Uses	275,000	140,000	1,718,765	149,367	85,000
Total Expenditures and Other Financing Uses	48,935,801	54,796,997	59,678,489	60,696,801	67,072,222
Net Change in Fund Balance Increase (Decrease)	3,594,219	(938,977)	1,517,907	-	0

**Oconee County, South Carolina
Property Taxes
2022-2023 Budget**

Description	FY 2020 Actual	FY 2021 Actual	FY 2022 Actual	FY 2023 Amended Budget	FY 2024 Administrator Recommended
Real Estate	28,689,186	30,068,275	32,066,346	36,135,450	37,758,000
BMW	7,926	6,227	6,222	6,500	6,500
Vehicle	2,467,321	2,748,336	2,779,580	2,725,000	2,900,000
Watercraft	102,137	608,325	854,142	825,000	850,000
Homestead Exemption	1,212,251	1,218,039	1,227,940	1,200,000	1,227,000
Fee-In-Lieu	1,871,777	1,942,456	1,950,080	1,900,000	2,100,000
Merchants Inventory	75,043	75,043	75,043	75,000	75,000
Motor Carrier	137,561	403,561	485,822	170,753	325,000
Manufacturer's Exemption	336,703	333,722	348,167	336,000	336,000
Manufacturer PVE Reimb	61,531	69,431	87,722	70,000	400,000
County Penalty	136,169	166,019	168,244	150,000	160,000
Delinquent	1,632,670	891,793	1,425,008	900,000	1,300,000
Total Property Taxes	36,730,275	38,531,227	41,474,316	44,493,703	47,437,500

**Oconee County, South Carolina
Intergovernmental
2023-2024 Budget**

Account Number	Description	FY 2020 Actual	FY 2021 Actual	FY 2022 Actual	FY 2023 Amended Budget	FY 2024 Administrator Recommended
010-081-00810-14904	Impact Fee For Tires	47,529	43,627	33,187	40,000	50,000
010-081-00810-15000	1/2 Pollution Control Fine	5,398	-	25,535	-	-
010-081-00810-20005	State Aid to Subdivisions	2,986,064	3,040,980	2,326,642	3,013,260	3,400,000
010-081-00810-20060	Flood Control	-	65,824	45,148	50,000	50,000
010-081-00810-20065	TNC Act Local Assessment Fees	2,855	1,449	4,260	-	2,000
010-081-00810-20400	Sheriff Supplement	1,575	1,575	1,575	1,576	15,000
010-081-00810-21200	Coroner Supplement	1,575	1,575	1,575	1,576	1,575
010-081-00810-21300	Registration Board	6,501	6,750	7,500	6,750	6,750
010-081-00810-21400	Register of Deeds Supplement	1,575	1,575	1,575	1,576	1,575
010-081-00810-21900	Clerk of Court Supplement	1,575	1,575	1,575	1,576	15,000
010-081-00810-22300	Probate Judge Supplement	1,575	1,575	1,575	1,576	15,000
010-081-00810-22950	SCABL On Premise License	19,900	24,850	39,750	25,000	40,000
010-081-00810-25900	Veterans' Affairs State Aid	5,478	5,478	5,615	5,478	5,500
010-081-00810-60460	Resource Officer Reimbursement	609,098	662,901	547,458	600,354	625,010
010-081-00825-91126	BWC Reimb Rev for Prior	34,360	-	-	-	-
010-081-00825-97715	SC State Election Reimb Revenue	5,854	82,194	41,711	20,000	82,000
010-082-00825-00191	FEMA 2020 Tornado	-	33,999	11,333	-	10,000
010-080-00805-00190	SC Cares COVID	-	262,524	22,173	-	15,000
010-082-00825-00192	FEMA 2020 Flooding	-	260,103	86,701	-	25,000
010-082-00830-25500	Department of Social Services	53,038	27,985	18,416	50,000	25,000
010-082-00825-00021	Hurricane Florence	-	-	30,023	-	-
010-080-00805-17799	City/Town Election Reimb	-	-	2,179	-	3,500
010-080-00870-76023	MPVE	-	-	1,442,518	-	-
010-082-00830-25600	Sheriff Title IVD Service of Process	5,379	4,472	8,976	9,500	9,000
010-082-00830-40030	Federal Owned Land PILT	142,639	155,602	181,193	140,000	175,000
Total	Total Intergovernmental	3,995,120	4,686,613	4,888,193	3,968,222	4,571,910

**Oconee County, South Carolina
License, Permits, & Fees
2023-2024 Budget**

Account Number	Description	FY 2020 Actual	FY 2021 Actual	FY 2022 Actual	FY 2023 Amended Budget	FY 2024 Administrator Recommended
010-080-00805-10285	Tax Sale Fees	157,325	268,720	221,694	250,000	250,000
010-080-00805-10310	Vehicle Decal Fees	69,118	72,790	71,256	72,000	72,000
010-080-00805-10311	Noise Ord Permit Fee	50	-	50	-	-
010-080-00805-10312	Franchise Fee Cable TV	255,449	253,187	259,003	252,000	260,000
010-080-00805-10370	Communication Tower Fees	25,000	36,000	53,000	32,000	65,000
010-080-00805-10400	Sheriff Civil Fees	7,900	7,495	7,585	6,000	7,500
010-080-00805-10504	Worthless Checks	3,444	3,116	2,050	3,000	3,000
010-080-00805-10601	Encroachment Fees - Roads and Bridges	18,445	31,959	24,642	30,000	30,000
010-080-00805-10915	Airport Special Events	5,017	750	1,375	-	1,000
010-080-00805-10916	Airport Shuttle - SR Solutions	5,095	-	1,341	-	-
010-080-00805-11000	Library Fines and Fees	18,776	11,610	13,262	15,000	15,000
010-080-00805-11100	Dog Adoption Fees	25,825	6,580	10,660	10,000	10,000
010-080-00805-11101	Cat Adoption Fees	18,670	28,345	18,940	20,000	20,000
010-080-00805-11103	Animal Boarding Fees	1,040	120	270	1,000	1,000
010-080-00805-11703	Map Copies Assessor	1,041	484	1,549	500	1,500
010-080-00805-11900	Clerk of Court	240,874	195,494	198,619	225,000	225,000
010-080-00805-11902	3% State Document Fee	49,483	74,867	96,778	60,000	90,000
010-080-00805-12032	Vehicle Maintenance Labor Reimbursement	847	1,110	-	-	-
010-080-00805-12301	Probate Judge Estates	143,921	179,141	197,607	150,000	182,500
010-080-00805-12302	Probate Judge Advertising	68,063	151,792	140,144	150,000	150,000
010-080-00805-12304	Probate Judge Marriage Licenses	7,318	10,813	9,085	10,000	12,500
010-080-00805-12305	Probate Judge Returns	310	350	360	100	350
010-080-00805-12307	Probate Judge Marriage Certificates	5,700	5,283	6,417	5,500	6,000
010-080-00805-12308	Probate Judge Marriage Ceremony	5,060	3,550	4,292	3,500	4,000
010-080-00805-12501	Tax Collector Fees	45,574	54,510	37,408	50,000	50,000
010-080-00805-13700	Building Codes	995,832	1,333,492	1,458,453	1,500,000	2,100,000
010-080-00805-13701	Building Codes Mobile Home Fees	22,050	22,705	23,590	20,000	22,000
010-080-00805-13705	Building Codes Plan Review Fees	189,490	162,284	92,761	175,000	175,000
010-080-00805-13706	Subdivision Plan Review Fees	4,225	5,800	4,750	5,000	5,000
010-080-00805-13708	Code Book Revenues- Building Codes	-	-	325	-	250
010-080-00805-13723	LP Documents - Planning	-	-	6,378	-	5,000
010-080-00805-13724	Land Use Appeals - Planning	800	2,850	4,250	2,500	3,000
010-080-00805-13753	Zoning Permit Fees	21,775	25,035	28,850	25,000	30,000
010-080-00805-14100	Register of Deeds	1,003,351	1,437,784	1,734,133	1,500,000	2,000,000
010-080-00805-14904	Solid Waste Impact Fee for Tires	5,712	13,120	14,795	13,000	15,000
010-080-00805-15406	Credit Application Fees	840	348	(406)	-	1,000
010-080-00805-16002	Magistrate Court Fees	1,420	1,371	2,729	-	2,500
010-080-00805-16003	Magistrate Civil Paper Fees	92,008	85,401	84,196	85,000	90,000
010-080-00805-16030	Magistrate Collection Cost	2,451	2,631	2,660	2,500	2,500
010-080-00805-60105	Sign Fees - Roads and Bridges	2,672	5,044	3,043	5,000	5,000
010-080-00805-60735	One Stop Recording Fees	5,250	6,915	6,425	5,000	6,500
010-080-49807-14900	Solid Waste Tipping Fees	1,825,524	2,192,086	2,497,785	2,100,000	2,500,000
Total	Total License, Permits, and Fees	5,352,745	6,694,932	7,342,104	6,783,600	8,419,100

**Oconee County, South Carolina
Fines & Forfeitures
2023-2024 Budget**

Account Number	Description	FY 2020 Actual	FY 2021 Actual	FY 2022 Actual	FY 2023 Amended Budget	FY 2024 Administrator Recommended
010-080-00805-16001	Magistrate Fines	227,101	239,193	255,207	220,000	250,000
010-080-00805-16004	25% Boating Fines Retained	689	1,049	1,192	1,100	1,200
010-080-00805-16006	Solicitor's Traffic Education	-	38	153	-	
010-080-00805-16016	Litter Fines (90% GF)	2,630	1,004	559	1,500	1,000
010-080-00805-16024	Litter Fine In Lieu of Pickup	840	720	480	-	500
Total	Total Fines and Forfeitures	231,260	242,004	257,591	222,600	252,700

**Oconee County, South Carolina
Charges for Services
2023-2024 Budget**

Account Number	Description	FY 2020 Actual	FY 2021 Actual	FY 2022 Actual	FY 2023 Amended Budget	FY 2024 Administrator Recommended
010-080-00805-00203	High Falls Park	131,234	220,987	220,798	225,000	250,000
010-080-00805-00204	South Cove Park	305,344	458,375	439,026	460,000	475,000
010-080-00805-00205	Chau Ram Park	32,906	79,302	85,946	85,000	100,000
010-080-00805-00306	PRT Season Pass/Treasurer	875	850	815	500	850
010-080-00805-00950	Sheriff-Voluntary Extra Duty Pay	115,588	80,122	142,980	80,000	200,000
010-080-00805-10900	Airport - Hangar Rent	129,843	126,368	127,960	148,802	150,000
010-080-00805-10904	Airport Comm./Mechanic	5,775	6,300	6,300	6,300	6,300
010-080-00805-10905	Tie Down	3,750	3,535	3,915	3,500	4,000
010-080-00805-10906	Airport Miscellaneous	1,515	1,132	976	1,000	1,000
010-080-00805-10911	Bare Land Lease	2,626	2,626	2,743	2,626	2,626
010-080-00805-10912	Airport - Call Out Fees	13,805	20,000	32,550	20,000	35,000
010-080-00805-10913	Airport - Long-Term Parking Fees	1,730	3,690	9,650	3,500	10,000
010-080-00805-10914	Airport - Ramp Fee	20,903	27,953	153,405	25,000	125,000
010-080-00805-10980	Airport - Aviation Fuel	216,896	237,676	296,796	225,000	315,000
010-080-00805-10990	Airport - Jet Fuel	834,080	1,061,741	1,974,099	1,275,000	2,000,000
010-080-00805-62051	Fairplay Recreation Area Revenue	5,150	3,787	3,092	3,500	-
010-080-00805-62052	Lawrence Bridge Rec Area Revenue	4,463	3,505	2,512	3,500	-
010-080-00805-62053	Mullins Ford Rec Area Revenue	273	445	336	500	-
010-080-00805-62054	Choestoea Landing Revenue	1,062	1,721	962	1,600	-
010-080-00805-62055	Port Bass Landing Revenue	10	-	-	-	-
010-080-00805-62056	Seneca Creek Landing Revenue	3,220	2,543	1,095	2,500	-
010-080-00805-62057	South Union Landing Revenue	901	487	333	500	-
010-080-49807-14902	Solid Waste - Recyclables	213,058	211,554	579,530	250,000	225,000
010-080-49807-14910	Solid Waste - Mulch Sales	8,874	-	-	-	1,000
Total	Total Charges for Services	2,053,881	2,554,699	4,085,819	2,823,328	3,900,776

**Oconee County, South Carolina
Interest and Investment Income
2023-2024 Budget**

Account Number	Description	FY 2020 Actual	FY 2021 Actual	FY 2022 Actual	FY 2023 Amended Budget	FY 2024 Administrator Recommended
Multiple Account Numbers	Interest - Administrative Investment Accounts	903,344	75,750	-	200,000	500,000
Total	Total Interest and Investment Income	903,344	75,750	-	200,000	500,000

**Oconee County, South Carolina
Miscellaneous and Other
2023-2024 Budget**

Account Number	Description	FY 2020 Actual	FY 2021 Actual	FY 2022 Actual	FY 2023 Amended Budget	FY 2024 Administrator Recommended
010-080-00805-10290	Gain/Loss on Sales of Forfeited Land	(36,005)	(12,864)	(156,566)	-	
010-080-00805-10320	Rent - USDA Building	7,800	7,800	7,684	7,800	7,800
010-080-00805-10321	Rent - Bantam Chef	2,750	3,000	3,000	3,000	3,000
010-080-00805-10340	Miscellaneous Income	66,712	97,400	100,542	95,000	110,000
010-080-00805-10343	Brady Lease Revenue	-	6,000	-	-	
010-080-00805-10385	Land Sales - Forfeited Land Commission (FLC)	50,267	35,576	98,126	25,000	50,000
010-080-00805-10386	Auditor FLC Processing Fees	1,560	2,840	8,060	1,275	2,500
010-080-00805-10387	Auditor FLC Delinquent Tax Fee	19,270	32,020	105,625	15,000	25,000
010-080-00805-10401	Miscellaneous - Sheriff	44,453	43,263	23,787	43,000	43,000
010-080-00805-11106	Animal Control Miscellaneous Revenue	16,316	19,115	17,532	15,000	15,000
010-080-00805-12306	Miscellaneous - Probate Judge	17,822	15,420	29,992	15,000	20,000
010-080-00805-16020	Master in Equity	9,245	5,740	6,585	10,000	7,500
010-080-00805-20800	Soil and Water	-	6,139	-	6,139	6,139
010-080-00805-60003	Storm Water Assistance Fund	10,743	5,715	8,463	6,000	7,500
	GASB Lease Adjustments	-	-	1,859	-	-
Total	Total Miscellaneous and Other	210,933	267,164	254,689	242,214	297,439

Oconee County, South Carolina
Other Financing Sources and Use of General Fund Balance
2023-2024 Budget

Account Number	Description	FY 2020 Actual	FY 2021 Actual	FY 2022 Actual	FY 2023 Amended Budget	FY 2024 Administrator Recommended
010-090-00170-70013	Transfer From Special Revenues (013)	-	-	44,144	-	-
010-090-00170-70017	Transfer From Rock Quarry	750,000	750,000	1,000,000	1,000,000	1,000,000
010-090-00170-70230	Transfer From State Accommodations Tax (Fund 230)	40,035	46,441	50,456	45,000	50,000
010-090-00170-70235	Transfer From Local Accommodations Tax (Mountain Lakes CVB LAT Salaries) (Fund 235)	-	-	-	408,177	408,177
010-081-00810-74700	Circuit Solicitors Extra State Funding (FY2022 - 2 Employees)	-	-	-	149,620	149,620
010-080-00805-10305	Sale of Capital Assets	-	-	-	-	-
010-080-00805-10300	Non-Capital Sales	11,769	-	727	-	-
010-080-00170-07190	Insurance Recovery & Health Plan	27,353	9,190	138,750	25,000	75,000
010-090-00180-07191	OFS Insurance Proceeds Prepaid Legal	23,306	-	5,219	1,500	10,000
	Lease Principal	-	-	294,654	-	-
New Account	Upcountry Fiber	-	-	-	250,000	-
010-080-00170-07180	Proceeds from Capital Lease	2,200,000	-	1,359,734	-	-
		3,052,463	805,631	2,893,684	1,879,297	1,692,797

Use of General Fund Balance						
Account Number	Description	FY 2020 Actual	FY 2021 Actual	FY 2022 Actual	FY 2023 Amended Budget	FY 2024 Administrator Recommended
	Use of Fund Balance - Airport Grant	-	-	-	384,056	-
	Use of Fund Balance - Westminster Magistrate*	-	-	-	-	-
Total	Total Other Financing Sources	-	-	-	384,056	-
	Total of OFS	3,052,463	805,631	2,893,684	2,263,353	1,692,797

**Oconee County, South Carolina
Program Revenue
2023-2024 Budget**

Account Number	Description	FY 2020 Actual	FY 2021 Actual	FY 2022 Actual	FY 2023 Amended Budget	FY 2024 Administrator Recommended
010-080-00805-10900	Airport - Hangar Rent	129,843	126,368	127,960	148,802	150,000
010-080-00805-10904	Airport Comm./Mechanic	5,775	6,300	6,300	6,300	6,300
010-080-00805-10905	Tie Down	3,750	3,535	3,915	3,500	4,000
010-080-00805-10906	Airport Miscellaneous	1,515	1,132	976	1,000	1,000
010-080-00805-10911	Bare Land Lease	2,626	2,626	2,743	2,626	2,626
010-080-00805-10912	Airport - Call Out Fees	13,805	20,000	32,550	20,000	35,000
010-080-00805-10913	Airport - Long-Term Parking Fees	1,730	3,690	9,650	3,500	10,000
010-080-00805-10914	Airport - Ramp Fee	20,903	27,953	153,405	25,000	125,000
010-080-00805-10915	Airport Special Events	5,017	750	1,375	-	1,000
010-080-00805-10916	Airport Shuttle - SR Solutions	5,095	-	1,341	-	-
010-080-00805-10980	Airport - Aviation Fuel	216,896	237,676	296,796	225,000	315,000
010-080-00805-10990	Airport - Jet Fuel	834,080	1,061,741	1,974,099	1,275,000	2,000,000
Airport Total		1,241,035	1,491,771	2,611,110	1,710,728	2,649,926
010-080-00805-11100	Dog Adoption Fees	25,825	6,580	10,660	10,000	10,000
010-080-00805-11101	Cat Adoption Fees	18,670	28,345	18,940	20,000	20,000
010-080-00805-11103	Animal Boarding Fees	1,040	120	270	1,000	1,000
010-080-00805-11106	Animal Control Miscellaneous Revenue	16,316	19,115	17,533	15,000	15,000
Animal Control Total		61,851	54,160	47,403	46,000	46,000
010-080-00805-11703	Map Copies Assessor	1,041	484	1,549	500	1,500
Assessor Total		1,041	484	1,549	500	1,500
010-080-00805-13700	Building Codes	995,832	1,333,492	1,458,453	1,500,000	2,100,000
010-080-00805-13701	Building Codes Mobile Home Fees	22,050	22,705	23,590	20,000	22,000
010-080-00805-13705	Building Codes Plan Review Fees	189,490	162,284	92,761	175,000	175,000
010-080-00805-13706	Subdivision Plan Review Fees	4,225	5,800	4,750	5,000	5,000
010-080-00805-13723	Code Book Revenues	-	-	325	-	250
010-080-00805-13724	Planning Documents	-	-	6,378	-	5,000
010-080-00805-10370	Communication Tower Fees	25,000	36,000	53,000	32,000	65,000
010-080-00805-60735	One Stop Recording Fees	5,250	6,915	6,425	5,000	6,500
Building Codes Total		1,241,847	1,567,196	1,645,682	1,737,000	2,378,750
010-080-00805-00205	Chau Ram Park	32,906	79,302	85,946	85,000	100,000
Chau Ram Park Total		32,906	79,302	85,946	85,000	100,000
010-080-00805-11900	Clerk of Court	240,874	195,494	198,619	225,000	225,000
010-080-00805-16020	Master in Equity	9,245	5,740	6,585	10,000	7,500
010-081-00810-21900	Clerk of Court Supplement	1,575	1,575	1,575	1,576	15,000
Clerk of Court Total		251,694	202,809	206,779	236,576	247,500
010-081-00810-21200	Coroner Supplement	1,575	1,575	1,575	1,576	1,575
Coroner Total		1,575	1,575	1,575	1,576	1,575
010-080-00805-10285	Tax Sale Fees	157,325	268,720	221,694	250,000	250,000
010-080-00805-12501	Tax Collector Fees	45,574	54,510	37,408	50,000	50,000
Delinquent Tax Total		202,899	323,230	259,102	300,000	300,000
010-082-00830-25500	Department of Social Services	53,038	27,985	18,416	50,000	25,000
Department of Social Services Total		53,038	27,985	18,416	50,000	25,000
010-080-00805-10710	SDOC Reimb Fire Instructor	63,152	-	-	-	-
Fire/Emergency Services Total		63,152	-	-	-	-

**Oconee County, South Carolina
Program Revenue
2023-2024 Budget**

Account Number	Description	FY 2020 Actual	FY 2021 Actual	FY 2022 Actual	FY 2023 Amended Budget	FY 2024 Administrator Recommended
010-080-00805-00203	High Falls Park	131,234	220,987	220,798	225,000	250,000
010-080-00805-62051	Fairplay Recreation Area Revenue	5,150	3,787	3,092	3,500	-
010-080-00805-62052	Lawrence Bridge Rec Area Revenue	4,463	3,505	2,512	3,500	-
010-080-00805-62053	Mullins Ford Rec Area Revenue	273	445	336	500	-
010-080-00805-62054	Choestoea Landing Revenue	1,062	1,721	962	1,600	-
010-080-00805-62055	Port Bass Landing Revenue	10	-	-	-	-
010-080-00805-62056	Seneca Creek Landing Revenue	3,220	2,543	1,095	2,500	-
010-080-00805-62057	South Union Landing Revenue	901	487	333	500	-
High Falls Park Total		146,313	233,475	229,128	237,100	250,000
010-080-00805-11000	Library Fines and Fees	18,776	11,610	13,262	15,000	15,000
Library Total		18,776	11,610	13,262	15,000	15,000
010-080-00805-16001	Magistrate Fines	227,101	239,193	255,207	220,000	250,000
010-080-00805-16002	Magistrate Court Fees	1,420	1,371	2,729	-	2,500
010-080-00805-16003	Magistrate Civil Paper Fees	92,008	85,401	84,196	85,000	90,000
010-080-00805-16004	25% Boating Fines Retained	689	1,049	1,192	1,100	1,200
010-080-00805-16016	Litter Fines (90% GF)	2,630	1,004	559	1,500	1,000
010-080-00805-16030	Magistrate Collection Cost	2,451	2,631	2,660	2,500	2,500
Magistrate Total		326,299	330,649	346,543	310,100	347,200
010-080-00805-13724	Land Use Appeals - Planning	800	2,850	4,250	2,500	3,000
010-080-00805-13753	Zoning Permit Fees	21,775	25,035	28,850	25,000	30,000
Planning Total		22,575	27,885	33,100	27,500	33,000
010-080-00805-12301	Probate Judge Estates	143,921	179,141	197,607	150,000	182,500
010-080-00805-12302	Probate Judge Advertising	68,063	151,792	140,144	150,000	150,000
010-080-00805-12304	Probate Judge Marriage Licenses	7,318	10,813	9,085	10,000	12,500
010-080-00805-12305	Probate Judge Returns	310	350	360	100	350
010-080-00805-12306	Miscellaneous - Probate Judge	17,822	15,420	29,992	15,000	20,000
010-080-00805-12307	Probate Judge Marriage Certificates	5,700	5,283	6,417	5,500	6,000
010-080-00805-12308	Probate Judge Marriage Ceremony	5,060	3,550	4,292	3,500	4,000
010-081-00810-22300	Probate Judge Supplement	1,575	1,575	1,575	1,576	15,000
Probate Judge Total		249,769	367,924	389,472	335,676	390,350
010-080-00805-14100	Register of Deeds	1,003,351	1,437,784	1,734,133	1,500,000	2,000,000
010-080-00805-11902	3% State Document Fee	49,483	74,867	96,778	60,000	90,000
010-081-00810-21400	Register of Deeds Supplement	1,575	1,575	1,575	1,576	1,575
Register of Deeds Total		1,054,409	1,514,226	1,832,486	1,561,576	2,091,575
010-080-00805-10601	Encroachment Fees - Roads and Bridges	18,445	31,959	24,642	30,000	30,000
010-080-00805-60003	Storm Water Assistance Fund	10,743	5,715	8,463	6,000	7,500
010-080-00805-60105	Sign Fees - Roads and Bridges	2,672	5,044	3,043	5,000	5,000
Road Department Total		31,860	42,718	36,148	41,000	42,500
010-080-00805-00900	Sheriff-Voluntary Extra Duty Pay	115,588	80,122	142,980	80,000	200,000
010-080-00805-10400	Sheriff Civil Fees	7,900	7,495	7,585	6,000	7,500
010-080-00805-10401	Miscellaneous - Sheriff	44,453	43,263	23,787	43,000	43,000
010-080-00805-16024	Litter Fine In Lieu of Pickup	840	720	480	-	500
010-081-00810-20400	Sheriff Supplement	1,575	1,575	1,575	1,576	15,000
010-081-00810-60460	Resource Officer Reimbursement	609,098	662,901	547,458	600,354	625,010
010-082-00830-25600	Sheriff Title IVD Service of Process	5,379	4,472	8,976	9,500	9,000
Sheriff's Total		784,833	800,548	732,841	740,430	900,010
010-080-00805-20800	Soil and Water	-	6,139	-	6,139	6,139
Soil and Water Total		-	6,139	-	6,139	6,139
010-080-00805-10504	Worthless Checks	3,444	3,116	2,050	3,000	3,000
010-081-00810-74700	State Funding for 2 Employees	-	-	-	149,620	149,620
010-080-00805-16006	Solicitor's Traffic Education	-	38	153	-	-
Solicitor Total		3,444	3,154	2,203	152,620	152,620

**Oconee County, South Carolina
Program Revenue
2023-2024 Budget**

Account Number	Description	FY 2020 Actual	FY 2021 Actual	FY 2022 Actual	FY 2023 Amended Budget	FY 2024 Administrator Recommended
010-080-00805-14904	Solid Waste Impact Fee for Tires	5,712	13,120	14,795	13,000	15,000
010-080-49807-14900	Solid Waste Tipping Fees	1,825,524	2,192,086	2,497,785	2,100,000	2,500,000
010-080-49807-14902	Solid Waste - Recyclables	213,058	211,554	579,530	250,000	225,000
010-080-49807-14910	Solid Waste - Mulch Sales	8,874	-	-	-	1,000
010-081-00810-14904	Impact Fee For Tires	47,529	43,627	33,187	40,000	50,000
Solid Waste Total		2,100,697	2,460,387	3,125,297	2,403,000	2,791,000
010-080-00805-00204	South Cove Park	305,344	458,375	439,026	460,000	475,000
South Cove Park Total		305,344	458,375	439,026	460,000	475,000
010-080-00805-00306	PRT Season Pass/Treasurer	875	850	815	500	850
010-080-00805-10310	Vehicle Decal Fees	69,118	72,790	71,256	72,000	72,000
Treasurer Total		69,118	72,790	71,256	72,500	72,850
010-080-00805-12032	Vehicle Maintenance Labor Reimbursement	847	1,110	-	-	-
Vehicle Maintenance Total		847	1,110	-	-	-
010-081-00810-25900	Veterans' Affairs State Aid	5,478	5,478	5,615	5,478	5,500
Veterans' Affairs Total		5,478	5,478	5,615	5,478	5,500
010-081-00810-21300	Registration Board	6,501	6,750	7,500	6,750	6,750
010-081-00825-97715	SC State Election Reimb Revenue	5,854	82,194	41,711	20,000	82,000
Voters Registration Total		12,355	88,944	49,211	26,750	88,750
Grand Total of Program Revenue		8,283,155	10,173,924	12,183,150	10,562,249	13,411,745

Oconee County, South Carolina
All Other Revenue
2023-2024 Budget

Account Number	Description	FY 2020 Actual	FY 2021 Actual	FY 2022 Actual	FY 2023 Amended Budget	FY 2024 Administrator Recommended
010-080-00805-00190	SC Cares COVID	-	262,524	22,173	-	15,000
010-080-00805-10290	Gain/Loss on Sales of Forfeited Land	(36,005)	(12,864)	(156,566)	-	-
010-080-00805-10311	Noise Ord Permit Fee	50	-	50	-	-
010-080-00805-10312	Franchise Fee Cable TV	255,449	253,187	259,003	252,000	260,000
010-080-00805-10320	Rent - USDA Building	7,800	7,800	7,684	7,800	7,800
010-080-00805-10321	Rent - Bantam Chef	2,750	3,000	3,000	3,000	3,000
010-080-00805-10340	Miscellaneous Income	66,712	97,400	100,542	95,000	110,000
010-080-00805-10343	Brady Lease Revenue	-	6,000	-	-	-
010-080-00805-10385	Land Sales - Forfeited Land Commission (FLC)	50,267	35,576	98,126	25,000	50,000
010-080-00805-10386	Auditor FLC Processing Fees	1,560	2,840	8,060	1,275	2,500
010-080-00805-10387	Auditor FLC Delinquent Tax Fee	19,270	32,020	105,625	15,000	25,000
010-080-00805-15406	Credit Application Fees	840	348	(406)	-	1,000
010-081-00810-15000	1/2 Pollution Control Fine	5,398	-	25,535	-	-
010-081-00810-20005	State Aid to Subdivisions	2,986,064	3,040,980	2,326,642	3,013,260	3,400,000
010-081-00810-20060	Flood Control	-	65,824	45,148	50,000	50,000
010-081-00810-20065	TNC Act Local Assessment Fees	2,855	1,449	4,260	-	2,000
010-081-00810-22950	SCABL On Premise License	19,900	24,850	39,750	25,000	40,000
010-082-00825-00161	Fema Disaster Hurricane	-	-	-	-	-
010-082-00825-00191	FEMA 2020 Tornado	-	33,999	11,333	-	10,000
010-082-00825-00192	FEMA 2020 Flooding	-	260,103	86,701	-	25,000
010-082-00830-40030	Federal Owned Land PILT	142,639	155,602	181,193	140,000	175,000
Several	Interest - Administrative Investment Accounts	903,344	75,750	-	200,000	500,000
Total Other Revenue		4,428,893	4,346,388	3,167,853	3,827,335	4,676,300

Other Financing Sources and Uses						
010-090-00170-70230	Transfer From State Accommodations Tax (Fund 230)	40,035	46,441	50,456	45,000	50,000
010-090-00170-70235	Transfer From Local Accommodations Tax (Mountain Lakes CVB LAT Salaries) (Fund 235)	-	-	-	408,177	408,177
010-080-00805-10305	Sale of Capital Assets	-	-	-	-	-
010-080-00805-10300	Non-Capital Sales	11,769	-	727	-	-
010-080-00170-07190	Insurance Recovery & Health Plan	27,353	9,190	138,750	25,000	75,000
010-090-00180-07191	OFS Insurance Proceeds Prepaid Le	23,306	-	5,219	1,500	10,000
	Upcountry Fiber	-	-	-	250,000	-
	Proceeds from Capital Lease	2,200,000	-	-	-	-
010-090-00170-70017	Transfer From Rock Quarry	750,000	750,000	1,000,000	1,000,000	1,000,000
Total Other Financing Sources and Uses		3,052,463	805,631	1,195,152	1,729,677	1,543,177
Total All other Revenues		7,481,356	5,152,019	4,363,005	5,557,012	6,219,477

**Oconee County, South Carolina
Fees Schedule
2022-2023 Budget**

Description	Rate	FY 2023 Fees	FY 2024 Fees
General County Fees			
(Applicable to all departments, unless otherwise noted within the Departmental Fees below.)			
Copies			
8.5 X 11	Per Page	\$0.25	\$0.50
8.5 X 14	Per Page	\$0.50	\$0.50
11 X 17	Per Page	\$0.50	\$0.75
County Road Maps			
County Road Map (Less Than 50)	Per Map	\$2.00	\$2.00
	Per Map	\$1.50	\$1.50
Noise Ordinance Permit Fee	Per Event	\$50.00	\$50.00
Departmental Fees			
Airport			
T-Hanger Rental Rates	Per Month	\$185.00	\$185.00
1998 T-Hangars A, B, and Box D (27)	Per Month	\$250.00	\$250.00
New T-Hangars E (8)	Per Month	\$300.00	\$300.00
Aircraft Tie-Down Rate	Per Month	\$30.00	\$30.00
Long-Term Parking Fee	Per Month, Per Vehicle	\$25.00	\$30.00
After Hour Callout Fee - With purchase of fuel	Minimum of 100 gallons	\$150.00	\$150.00
After Hour Callout Fee - No purchase of fuel	Per Callout	\$250.00	\$250.00
GPU (Ground Power Unit)	Per Hour	\$75.00	\$75.00
Event Fee		\$25.00 Single Engine \$50.00 Multi Engine \$100.00 Jet Aircraft Aircraft above 20,000 pounds gross weight event fees revert to Tier Fee schedule.	\$25.00 Single Engine \$50.00 Multi Engine \$100.00 Jet Aircraft Aircraft above 20,000 pounds gross weight event fees revert to Tier Fee schedule.
Ramp Fee -			
Tier 1 (100,000 - 20,000 Pounds)		100 Gallons/Top Off or \$100.00 \$15.00 per night after 48 hours	100 Gallons/Top Off or \$100.00 \$15.00 per night after 48 hours
Tier 2 (20,000 - 30,000 Pounds)		200 Gallons or \$200.00 \$35.00 per night after 48 hours	200 Gallons or \$200.00 \$35.00 per night after 48 hours
Tier 3 (30,000 - 40,000 Pounds)		300 gallons or \$300.00 \$50.00 per night after 48 hours	300 gallons or \$300.00 \$50.00 per night after 48 hours
Airport customers with an Oconee Airport based corporate aircraft who purchase 150 or more gallons of Jet A fuel at one time will receive a \$0.10 per gallon discount off the County Airport's normal retail price for the Jet A Fuel.		N/A	N/A
Airport customers who purchase 250 gallons or more of Jet A Fuel at one time will receive a \$0.10 per gallon discount off the County Airport's normal retail price for the Jet A Fuel.		\$0.10 reduction for 250 gallons or more Jet-A	\$0.10 reduction for 250 gallons or more Jet-A

**Oconee County, South Carolina
Fees Schedule
2022-2023 Budget**

Description	Rate	FY 2023 Fees	FY 2024 Fees
Animal Control			
Dog Adoption Fee	Per Dog	\$25 - \$125	\$25 - \$125
Cat Adoption Fee	Per Cat	\$25 - \$125	\$25 - \$125
Horse Adoption Fee	Per Horse	\$100 - \$200	\$100 - \$200
Quarantine Fee	10 Days	\$60.00	\$60.00
Owner Pick-Up Fee - Cat or Dog		\$10.00	\$10.00
Owner Pick-Up Fee - Large Animal		\$20.00	\$20.00
Boarding Fee - Cat or Dog	Per Day	\$10.00	\$10.00
Boarding Fee - Large Animal	Per Day	\$20.00	\$20.00
Vaccine(s) - Misc	Per Vaccine	\$10.00	\$10.00
Dewormed - Misc		\$10.00	\$10.00
Heartworm Test - Misc		\$10.00	\$10.00
Microchip Fee - Misc		\$15.00	\$15.00
Assessor/GIS			
Custom Production - Billed in 1/2 Hour Increments	Per Hour	\$35.00	\$35.00
Roads Directory - Microsoft Access Database CD	Per CD	\$0.00	\$0.00
Custom Scan and Prints	Per Hour	\$35.00	\$35.00
GIS A - 8.5 X 11		\$3.00	\$3.00
GIS B - 11 X 17		\$5.00	\$5.00
GIS C - 18 X 24		\$10.00	\$10.00
GIS D - 24 X 36		\$15.00	\$15.00
GIS E - 36 X 48		\$20.00	\$20.00
GIS A - 8.5 X 11 (Aerial Imagery)		\$5.00	\$5.00
GIS B - 11 X 14 (Aerial Imagery)		\$0.00	\$0.00
GIS B - 11 X 17 (Aerial Imagery)		\$10.00	\$10.00
GIS C - 18 X 24 (Aerial Imagery)		\$15.00	\$15.00
GIS D - 24 X 36 (Aerial Imagery)		\$20.00	\$20.00
GIS E - 36 X 48 (Aerial Imagery)		\$25.00	\$25.00
Tax Map Grid with Roads		\$10.00	\$10.00
Voting Precincts and Council Districts		\$0.00	\$0.00
Building Codes			
<i>(See Section 10 of Provisos to the Oconee County Budget for this year)</i>			
All Buildings, Demolition, and Mechanical Trades \$10,000 or Less		\$50.00	\$50.00
All Buildings, Demolition, and Mechanical Trades \$10,000 and Up		\$75.00 + \$4.00 for each additional \$1,000 or fraction thereof	\$75.00 + \$4.00 for each additional \$1,000 or fraction thereof
Farm Exempt Structures		\$50.00	\$50.00
Manufactured Homes			
Set-Up Permit (Includes County Decal)		\$100.00	\$100.00
Decal Only		\$20.00	\$20.00
Manufactured Home De-Title Fee		\$50.00	\$50.00
Manufactured Home Moving Permit		\$40.00	\$40.00
Other Permits			
Moving Permits (Structures Other Than Manufactured Homes)		\$100.00	\$100.00
Penalties			
<i>(Where work for which a permit is required by this Ordinance is started prior to obtaining said permit, the applicable fee shall be doubled.)</i>			
Re-Inspection Fee - Shall be charged if an inspection is scheduled and the work is not ready when the inspector arrives.		\$75.00	\$75.00
Stop Work Order Fee - Shall be charged if the inspector issues a stop work order.		\$50.00	\$50.00
Commercial Plan Review Fee		1/2 of building permit fee	1/2 of building permit fee
Pre-Bound Document - Less Than 50 Pages		\$5.00	\$5.00
Pre-Bound Document - Greater Than 50 Pages	Per Page	\$5.00 + \$0.25 per page	\$5.00 + \$0.25 per page
Documents on CD		\$1.00	\$1.00
Maps - 8.5 X 11	Each	\$3.00	\$3.00
Maps - 18 X 24	Each	\$6.00	\$6.00
Maps - 24 X 36	Each	\$8.00	\$8.00
Maps - 36 X 48	Each	\$10.00	\$10.00
Custom Mapping - Planning and Zoning Projects Only	Per Hour	\$35.00	\$35.00

**Oconee County, South Carolina
Fees Schedule
2022-2023 Budget**

Description	Rate	FY 2023 Fees	FY 2024 Fees
Clerk of Court			
Certified Copies		\$5.25 + \$0.50 per page	\$5.25 + \$0.50 per page
Printouts for Family Court		.50 per page	.50 per page
Certified Printouts		\$5.25	\$5.25
Exemplified copies of orders	Per Document	\$10.00	\$10.00
Family Court Divorce Packets	Per Packet	\$28.00	\$28.00
All other fees are state mandated			
County Council			
Audio CD	Per Event	\$5.00	\$5.00
Delinquent Tax Collector			
Administrative Fee		\$10.00	\$10.00
Library			
Overdue Fines			
Books, Magazines, or Music CD's - Up to a Maximum of \$2.00 Per Book, Magazine, or Music CD	Per Day	\$0.10	\$0.10
Videos and DVD's - Up to a Maximum of \$5.00 Per Item	Per Day	\$0.50	\$0.50
Items Borrowed Through Inter-Library Loan	Per Day, Per Item	\$0.50	\$0.50
Miscellaneous			
Lost Materials - Books, CD's, Videos, etc.		original price of item	original price of item
South Carolina Room Research (By Mail or E-Mail)		\$5.00 + price of photocopies	\$5.00 + price of photocopies
Lost Library Cards		\$2.00	\$2.00
Black and White Prints		\$0.15	\$0.15
Color Prints		\$0.50	\$0.50
Out of County Card	Annually *	\$20.00	\$20.00
* Not charged to patrons from Anderson and Pickens Counties who are in good Standing.			
Parks, Recreation and Tourism			
Admission Fees (All Parks)			
Daily Parking	Per Vehicle	\$3.00	\$3.00
Daily Parking	Per Boat and Trailer	\$5.00	\$5.00
Annual Pass-Calendar Year (Commercial Use)	Per Boat and/or Trailer	\$100.00	\$100.00
Annual Pass - Calendar Year (Oconee County Residents)		\$25.00	\$25.00
Annual Pass - Calendar Year - Discounted for Senior Citizen (62+ Years Old), Legally Disabled, and Veterans		FREE	FREE
Annual Pass - Calendar Year - Out of County, South Carolina Residents		\$50.00	\$50.00
Annual Pass - Calendar Year - Out of County, South Carolina Residents Discounted for Senior Citizen (62+ Years Old), Legally Disabled, and Veterans		\$40.00	\$40.00
Camping (All Parks)			
Oconee County Resident	Per Night	\$20.00	\$20.00
Non-Resident	Per Night	\$25.00	\$25.00
Waterfront Site - Oconee County Resident	Per Night	\$25.00	\$25.00
Waterfront Site - Non-Resident	Per Night	\$30.00	\$30.00
All campers must have current license plates. No site may be occupied for more than thirty (30) days.			
Building Reservations (All Parks)			
Moving to full day rentals only, except Chau Ram			
Picnic Shelters			
Chau Ram Park			
Shelter #1 - Maximum Number of 36 People	1/2 Day	\$30.00	\$30.00
Shelter #2 - Maximum Number of 36 People	1/2 Day	\$30.00	\$30.00
Shelter #3 - Maximum Number of 12 People	1/2 Day	\$20.00	\$20.00
Gazebo #1 - Maximum Number of 12 People	1/2 Day	\$20.00	\$20.00
Gazebo #2 - Maximum Number of 12 People	1/2 Day	\$20.00	\$20.00
Recreation Building - 1 to 50 People	1/2 Day	\$50.00	\$50.00
Recreation Building - 51 to 100 People	1/2 Day	\$100.00	\$100.00
Recreation Building - 101 to 150 People	1/2 Day	\$150.00	\$150.00
Recreation Building - 151 to 200 People	1/2 Day	\$175.00	\$175.00

**Oconee County, South Carolina
Fees Schedule
2022-2023 Budget**

Description	Rate	FY 2023 Fees	FY 2024 Fees
Parks, Recreation and Tourism - Continued			
South Cove Park			
Pavilion	Full Day Only	\$75.00	\$75.00
Recreation Building - 1 to 100 People	Full Day Only	\$150.00	\$150.00
Recreation Building - 101 to 200 People	Full Day Only	\$250.00	\$250.00
Recreation Building - 201 to 300 People	Full Day Only	Must Call to set up	Must Call to set up
Recreation Building - 301 or More People	Full Day Only	Must Call to set up	Must Call to set up
High Falls Park			
Patio Deck-Max Number of 100 People	Full Day Only	\$75.00	\$75.00
Point Shelter Max Number of 70 People	Full Day Only	\$75.00	\$75.00
Weddings and Rehearsals			
Weddings	1/2 Day	\$250.00	\$250.00
Weddings	Full Day	\$500.00	\$500.00
Rehearsal Dinners and Receptions (For Off-Site Weddings)			
Less Than 100 People	1/2 Day	\$100.00	\$100.00
Less Than 100 People	Full Day	\$200.00	\$200.00
101 to 150 People	1/2 Day	\$150.00	\$150.00
101 to 150 People	Full Day	\$300.00	\$300.00
151 to 200 People	1/2 Day	\$175.00	\$175.00
151 to 200 People	Full Day	\$350.00	\$350.00
Miscellaneous			
Tennis	Per Hour to Reserve	\$5.00	\$5.00
Miniature Golf	Per Game	\$3.00	\$3.00
Softball Field	Per Hour to Reserve	\$5.00	\$5.00
Volleyball	Per Hour to Reserve	\$5.00	\$5.00
Non-Camper Dump Fee To Use Dump Station	Per Use	\$5.00	\$5.00
Planning			
Sign Fees			
Less Than 33 Square Feet		No Fee	No Fee
On Premise signs		\$150.00	\$150.00
Billboard - off premise sign		\$250.00	\$250.00
Billboard I-85		\$500.00	\$500.00
Basic Plat Review - per parcel		\$25.00	\$25.00
Subdivisions with creation of new parcels for recording			
2-10 New Parcels	Per Parcel	\$25.00	\$25.00
11+ New Parcels		\$250 + \$15 Per Parcel	\$250 + \$15 Per Parcel
Subdivisions NOT involving creation of new parcels for recording			
2-10 Dwelling Units	Per Unit	\$50.00	\$50.00
11+ Dwelling Units		\$1,000 + \$50 Per Unit	\$1,000 + \$50 Per Unit
Communication Towers - New Build		\$6,000.00	\$6,000.00
Communication Towers - Collocate		\$3,000.00	\$3,000.00
Communication Tower Fee -	Annual Fee	\$1,000.00	\$1,000.00
Wi-Fi Tower -		\$500.00	\$500.00
Group Homes		\$750.00	\$750.00
Sexually Oriented Business	Annual Fee	\$2,500.00	\$2,500.00
Sexually Oriented Business Employee	Per Employee	\$50.00	\$50.00
Tattoo Facilities		\$1,000.00	\$1,000.00
Non-CFD Rezoning Application Fee	Per Parcel	\$50.00	\$50.00
Appeals, Variances, and Special Exception Application Fee		\$250.00	\$300.00
Zoning Permit Fee		\$25.00	\$25.00
Vegetation Removal Fee Application		\$100.00	\$100.00
Development within the Vegetation	Per Project	\$100.00	\$100.00
RV Park Plan Review			
2-10 New Units	Per Units	\$15.00	\$15.00
11+ New Units	Per Units	\$100 + \$15 Per Unit	\$100 + \$15 Per Unit
Zoning Verification Letter(s)	Per Parcel		\$25.00
*3rd Party Review	Per Request		\$1,500.00
Additional 3rd Party Review	Per Request		\$500.00
*Subject to Final Negotiation			

**Oconee County, South Carolina
Fees Schedule
2022-2023 Budget**

Description	Rate	FY 2023 Fees	FY 2024 Fees
Probate			
Estate and Conservatorship Fees			
<i>In estate and conservatorship proceedings, the fee shall be based upon the gross value of the decedent's probate estate or the protected</i>			
(1) Property Valuation Less Than \$5,000		\$25.00	\$25.00
(2) Property Valuation of \$5,000.00 But Less Than \$20,000		\$45.00	\$45.00
(3) Property Valuation of \$20,000.00 But Less Than \$60,000		\$67.50	\$67.50
(4) Property Valuation of \$60,000.00 But Less Than \$100,000		\$95.00	\$95.00
(5) Property Valuation of \$100,000.00 But Less Than \$600,000		\$95.00 + .15 of one percent of the property valuation between \$100,000 and \$600,000	\$95.00 + .15 of one percent of the property valuation between \$100,000 and \$600,000
(6) Property Valuation of \$600,000.00 or Higher Amount		Set forth in item (5) above + 0.25 of one percent of the property valuation above \$600,000	Set forth in item (5) above + 0.25 of one percent of the property valuation above \$600,000
Filing Affidavit for Collection of Personal Property Under Section 62-3-1201, the Fee Pursuant to Items (1) Through (6) Above Based Upon Property Valuation Shown		See items (1) through (6) above	See items (1) through (6) above
Filing Initial Petition In Any Action or Proceeding Other Than Items (1) Through (6) Above, Same Fee as Charged for Filing Civil Actions In Circuit Court		\$150.00	\$150.00
Small Estate Proceeding			
<i>No Real Estate total value under \$25,000</i>			
(1) Property Valuation Less Than \$99.99		\$12.50	\$12.50
(2) Property Valuation of \$100.00 But Less Than \$4,999.99		\$25.00	\$25.00
(2) Property Valuation of \$5,000.00 But Less Than \$19,999.99		\$45.00	\$45.00
(2) Property Valuation of 20,000.00 But Less Than \$25,000.00		\$67.50	\$67.50
Filing Summons and Petition for Formal Proceeding		\$12.50	\$12.50
Issuing Certified Copy		\$5.00 + \$0.25 per page copy fee	\$5.25 + \$0.50 per page copy fee
Issuing Exemplified/Authenticated Copy		20.00 + 0.25 per page copy fee	\$20.00
Filing Demands for Notice		\$5.00	\$5.00
Filing Conservatorship Accountings		\$10.00	\$10.00
Filing Conservatorship Orders		\$5.00	\$5.00
Filing Conservatorship Motions			\$10.00
Recording Authenticated or Certified Record		\$20.00	\$20.00
Reopening Closed Estates		\$22.50	\$22.50
Appointment of Special, Temporary or Successor Personal Representative		\$22.50	\$22.50
Affidavit for Access to Safe Deposit Box			\$22.50
Affidavit to Obtain Bank Balance			\$22.50
Filing and Indexing Will Under Section 62-2-901		\$10.00	\$10.00
Certifying Appeal Record		\$10.00	\$10.00
Orders Issued without a Hearing			\$15.00
Copies per page			\$0.50
Will Probated Only-300 Petition			\$25.00
Certificate of Appointment for Personl Representative (additional charge for copies given after initial 5 at time of appointment)			\$5.00
Special Certificate			\$10.00

**Oconee County, South Carolina
Fees Schedule
2022-2023 Budget**

Description	Rate	FY 2023 Fees	FY 2024 Fees
Probate - Continued			
Marriage Fees			
Included with Marriage License - Domestic Violence Fund Fee/Each Marriage Application (State)		\$20.00	-
Marriage Ceremony Fee - Oconee County Resident		\$25.00	\$30.00
Marriage Ceremony Fee - Out of County Resident (SC Resident)		\$25.00	\$50.00
Marriage Ceremony Fee (out of State Resident)			\$75.00
Marriage License Fee - (Total Cost) - Oconee County Resident		\$45.00	\$50.00
Marriage License Fee - (Total Cost) - Out of County Resident (SC Resident)		\$75.00	\$75.00
Marriage License Fee (Out of State Resident)			\$100.00
Certified Copy of Marriage License		\$5.00	5.25 + .50 per page
Filing Marriage License Affidavit		\$1.00	\$1.00
Reforming or Correcting Marriage Record		\$6.75	\$10.00
Issuing Duplicate Marriage License		\$6.75	\$10.00
Ceremonial Keepsake Marriage License folder (optional)			\$2.00
Research fee for marriage license-includes one certified copy			\$5.75
Newspaper Advertisement Fees			
Notice to Creditor - Daily Journal		\$417.00	\$417.00
Register of Deeds			
Deeds		\$15.00	\$15.00
Mortgages		\$25.00	\$25.00
Deed Stamps		\$3.70 per \$1,000 rounded up to next \$500	\$3.70 per \$1,000 rounded up to next \$500
Instrument Which Assigns, Transfers, or Releases Real Estate Mortgage		\$10.00	\$10.00
Affidavit of Missing Assignment		\$10.00	\$10.00
Lease, Contract of Sale, or Trust Indenture		\$25.00	\$25.00
Satisfaction of Real Estate Mortgage		\$10.00	\$10.00
Plat - Any Size		\$25.00	\$25.00
Plat Larger Than 8.5 X 14		N/A	N/A
Plat of "Legal Size" Dimensions or Smaller		N/A	N/A
Plats Larger Than 17 X 24		N/A	N/A
Any Other Paper Affecting Title or Possession of Real Estate or Personal Property and Required by Law To Be Recorded, Except Judicial Records - Categorized by State Recording Fees		\$10.00/\$15.00/\$25.00	\$10.00/\$15.00/\$25.00
Power of Attorney, Trustee Qualification, or Other Appointment		\$25.00	\$25.00
Mechanics Liens		\$25.00	\$25.00
Cancellation of Mechanics Lien		\$10.00	\$10.00
Uniform Commercial Code (UCC) Financing Statement Filing - UCC1 or UCC3		\$25.00	\$25.00
Public Finance Transaction and Manufactured Home Transactions		\$25.00	\$25.00
Mailed or Emailed Copies - \$5.00 Additional to Certify		\$5.00 for 4 pages then \$.25 per additional page	\$5.00 for 4 pages then \$.25 per additional page
Copies - 8.5 X 11	Per Page	\$0.50	\$0.50
Copies - 8.5 X 14	Per Page	\$0.50	\$0.50
Copies - 11 X 17	Per Page	\$0.50	\$0.50
All Register of Deeds fee increases have been in effect since August 2020 per South Carolina mandates			

**Oconee County, South Carolina
Fees Schedule
2022-2023 Budget**

Description	Rate	FY 2023 Fees	FY 2024 Fees
Roads and Bridges			
Sign Fee - Municipalities		\$25.00 + materials cost	\$25.00 + materials cost
Sign Fee - Other		2.5 times the materials cost	2.5 times the materials cost
Encroachment Fee - Residential/Commercial		\$60.00	\$60.00
Encroachment Fee - Pavement Cut Fee (Contractor Only)		\$250.00 + \$10.00 per sq. ft.	\$250.00 + \$10.00 per sq. ft.
Encroachment Fee - Permit Extension		\$10.00	\$10.00
Encroachment Fee - Re-Inspection		\$60.00	\$60.00
Encroachment Fee - Longitudinal Work in ROW		\$60.00 + \$0.10 per linear ft.	\$60.00 + \$0.10 per linear ft.
Encroachment Fee - Annual Blanket Permit		\$1,000.00	\$1,000.00
Road Inspection Fee		\$1.50 per foot minimum \$600	\$1.50 per foot minimum \$600
Storm Water Fees		2.5 times the materials cost	2.5 times the materials cost
Rock Quarry			
Rock Sales			
# 1 Crusher Run 1 1/2"		\$12.50	\$14.50
# 2 Crusher Run (Sap Rock)		\$9.60	\$9.60
# 3 Surge 2" x 3"		\$14.10	\$15.50
# 4 Screenings		\$6.60	\$6.00
# 5 57: 1"		\$14.75	\$16.75
# 6 789: 3/8" x 1/2"		\$13.85	\$15.85
# 7 Class A Rip Rap 4" x 8"		\$16.25	\$18.25
# 8 Class B Rip Rap 9" x 15"		\$16.45	\$18.45
# 9 Asphalt Sand		\$11.60	\$11.60
#13 Class E Rip Rap (Boulders Larger than 27")		\$22.75	\$30.00
#14 Flat Boulders		\$25.25	\$35.00
#15 Class C Rip Rap 15" x 21"		\$16.60	\$20.00
#16 Class D Rip Rap 21 1/2" x 27"		\$16.85	\$20.00
#17 Dirt Sales per Ton		\$5.00	\$5.00
Credit			
Credit Application Fee		\$60.00	\$100.00
<i>* Quarry Manager may substitute one product, close in scale, for another due to availabilities.</i>			
Sheriff			
Civil Fees			
Mechanics Liens	Each	\$10.00	\$10.00
Subpoenas	Each	\$10.00	\$10.00
Foreclosures	Each	\$25.00	\$25.00
Judgments	Each	\$25.00	\$25.00
Writs	Each	\$25.00	\$25.00
Trespass Notice	Each	\$15.00	\$15.00
Other	Each	\$15.00	\$15.00
Miscellaneous			
Incident Reports	Each	\$2.00	\$2.00
Record Check	Each	\$5.00	\$5.00
Executions	Each	\$25.00	\$25.00
Solid Waste			
MSW Transfer Station Tipping Fee- Residential	Per Ton	\$60.00	\$65.00
MSW Transfer Station Tipping Fee - Commercial	Per Ton	\$60.00	\$65.00
C and D Landfill Tipping Fee (Rate was last set in 2008.)	Per Ton	\$35.00	\$35.00
Railroad Ties and Telephone Poles	Per Ton	\$80.00	\$80.00
Passenger and Truck Tires (set by SC DHEC)	Per Ton	\$150.00	\$150.00
Off-Road, Large Tractor, or Oversized Tires	Per Ton	\$175.00	\$260.00
Asbestos	Per Ton	\$85.00	\$85.00
Solid Waste License's			
Commercial/Industrial	Per Entity	\$100.00	\$200.00
Residential	Per Entity	\$40.00	\$150.00
Combined	Per Entity	\$125.00	\$250.00
Miscellaneous			
Truck Decal	Each	\$5.00	\$5.00

**Oconee County, South Carolina
Fees Schedule
2022-2023 Budget**

Description	Rate	FY 2023 Fees	FY 2024 Fees
Solid Waste - Continued			
Credit			
Credit Application Fee		\$60.00	\$100.00
Billing Late Fee after 15 day grace period		3%	10%
Recycling Container Fees			
8 Yard Container (for cardboard/paper recycling)			
- 4 Pickups per month		\$80.00	\$100.00
- 8 pickups per month		\$120.00	-
- each additional pick up		\$25.00	\$25.00
8 Yard Container (for plastics or aluminum)			
- Monthly container Fee		\$25.00	\$25.00
- No charge when there is a scheduled pick up		-	-
40 Yard Container (for Metal)			
- Monthly container Fee		\$25.00	-
- No charge when there is a scheduled pick up		-	-
Landfill/Transfer Station Reloading Fee of Unacceptable/Unapproved Waste	Per Load	\$150.00	\$150.00
Clean Concrete for recycling not greater than 3' X 3' (Not mixed with rock, dirt or other waste with rebar less than 1/2")		\$10.00	\$10.00
Clean Asphalt for recycling (not mixed with dirt)		\$10.00	\$10.00
Clean Fill Dirt		No Charge	No Charge
Solicitor			
Worthless Check Fee		\$50 for checks <\$500; \$100 dollars for checks \$500.01 to \$1000; and \$150 for checks >\$1000.01	\$50 for checks <\$500; \$100 dollars for checks \$500.01 to \$1000; and \$150 for checks >\$1000.01
Treasurer			
Decal Fee	Each	\$1.00	\$1.00
Bad Check Fee	Each	\$30.00	\$30.00
Replacement Check Fee	Each	\$30.00	\$30.00

One Time Capital Request Per Department
FY 2023-2024

Account Number	Description	FY 2020 Actual	FY 2021 Actual	FY 2022 Actual	FY 2023 Amended Budget	FY 2024 Administrator Recommended	Description
Airport							
10 720 50884 00000	Capital Paving	-		109,176	200,000	15,000	GRANT MATCH-TAXIWAY PVMT REHAB
10 720 50860 00000	Capital Land					17,250	GRANT MATCH-AIP 24 HAMILTON PROP ACQUISITION
							APRON REHAB AND EXPANSION \$340,000
							RUNWAY 7/25 AND TAXIWAY "A" LIGHTING ETC. 168,000
	Total Airport	-	-	109,176	200,000	32,250	-
Communications							
10 104 50840 00000	Equipment, Capital Expenditures	18,719	-		-	85,000	New Radio site-Badcreek Tower
10 104 50840 00000	Equipment, Capital Expenditures					65,000	New Radio site-Salem Water Tower
10 104 50845 00000	Capital IT Equipment/Software					15,000	HCTC Backup 911 Final
	Total Communications	18,719	-	-	35,000	165,000	-
Detention Center							
10 106 50840 00000	Equipment, Capital Expenditures	-	96		-	GRANT PENDING	Body Scanner
10 106 50840 00000	Equipment, Capital Expenditures					500,000	New Camera System
						150,000	BAR SCREEN FOR SEWER
10 106 33022 00000	Maintenance Buildings/Grounds				145,000	20,000	FOR SHERIFF'S OFFICE SUBSTATIONS additional funds for building and maintenance
	Total Detention Center	-	96	-	145,000	670,000	-
Facilities Maintenance							
10 714 33022 00000	Maintenance Buildings/Grounds					20,000	Carpet for Public Defender
10 714 33022 00000	Maintenance Buildings/Grounds					50,000	Paved Parking for DSS/Fac. Maint Lot
	Total Facilities Maintenance	-	19,235	-	-	70,000	-
Finance							
10 708 50845 00000	Capital IT Equipment/Software					11,700	ClearGov one time fee
	Total Finance					11,700	
Information Technology							
10 711 50845 00000	Capital IT Equipment/Software					14,219	Voice Gateway Upgrade
10 711 50845 00000	Capital IT Equipment/Software					20,957	Fiber switches for HPE
10 711 50845 00000	Capital IT Equipment/Software					23,654	Cisco 9500 switch
10 711 30025 00000	IT Professional					20,000	SQL License
	Total Information Technology	54,274	45,728	16,536	45,000	78,831	-
Solid Waste							
10 718 50840 00000	Capital Expenditure Equipment					60,000	Mulching head for Excavator
10 718 50840 00000	Capital Expenditure Equipment					75,000	Stump Shear for Excavator
10 718 50840 00000	Capital Expenditure Equipment					115,000	Fencing and Gates Strawberry Farm Rd/Crooks Farm Rd.
10 718 50840 00000	Capital Expenditure Equipment					48,000	6 recycling 30 yard containers
10 718 50840 00000	Capital Expenditure Equipment					127,000	6-8 Replacement compactors/containers
10 718 50850 00000	Buildings Capital Expenditure					25,000	storage garage for supplies
10 718 50850 00000	Buildings Capital Expenditure					200,000	additional funding for Scalehouse/Scales
	Total Solid Waste	-	186,946	553,411	550,000	650,000	-
Vehicle Maintenance							
10 721 50840 00000	Equipment Capital	6,477	-		-	20,000	Tire Mounting machine and balancer
	Total Vehicle Maintenance	6,477	-	-	-	20,000	-
	Total by Years	1,015,169	2,455,920	1,502,591	1,920,000	1,686,081	-

BOND ITEMS

Emergency Services	
Fire Station Wells Hwy & Solid Waste	\$1,250,000.00
Total Emergency Services	\$1,250,000.00
Detention Center	
Roof	\$1,250,000.00
Total Detention Center	\$1,250,000.00
Solid Waste	
Tana H555 Landfill Compactor	\$1,310,000.00
CAT 973 Track Loader	\$ 685,000.00
Wood Grinder	\$1,200,000.00
Transfer Station Wheel Loader	\$ 380,000.00
Roll-Off Truck	\$ 750,000.00
110 Horse Mowing Tractor	\$ 120,000.00
Total Solid Waste	\$4,445,000.00
TOTAL BOND ITEMS	\$6,945,000.00

1,000,000 Grant to the City of Westminster (not included in budget)

**Oconee County, South Carolina
Department New Position Requests
2023-2024 Budget**

Slot #	Job Title	Grade	Salary	W/C Rate	Retire Rate	Total Fringe	Total Fringe and Salary
Probate							
	Senior Probate Court Clerk	113	33,065			18,227	51,292
	Case Worker	113					
Coroner							
	PT Deputy Coroner	117	33,334			9,557	42,981
Registration and Elections							
	Voter Registration Specialist						
Treasurer							
	Senior Tax Record Speacialist	113					
Library							
	Community Resource Associate	117					
Finance							
	Conversion of - Accounting Technician Part Time to Full Time	113	33,065			18,227	51,292
Fire/Emergency Services							
	Radio/Maintenance/Vehicle Safety Officer	117	42,374			25,637	68,011
	Fire Captain	117	42,374			25,637	68,011
	Fire Captain	117	42,374			25,637	68,011
	Fire Captain	117	42,374			25,637	68,011
	Fire Engineer	115	37,432			23,789	61,221
	Fire Engineer	115	37,432			23,789	61,221
	Fire Engineer	115	37,432			23,789	61,221
	Fire Fighter II	114	35,181			22,947	58,128
	Fire Fighter II	114	35,181			22,947	58,128
	Fire Fighter II	114	35,181			22,947	58,128
Soil and Water							
	Office clerk	112					
	PT Agriculture Outreach						
PRT-South Cove							
	Conversion of Superintendent	116	39,826			21,458	61,284
Magistrate							
	Magistrate Court Clerk	112	31,076			17,070	48,146
Vehicle Maintenance							
	Inspector/Auto Diesel Mechanic	115					
	Auto Diesel Mechanic	115					
	Total of all requested New or Upgraded Positions		557,701			327,295	885,086

PRT Administration							
	Arts & Historical Specialists	113	33,065			18,227	51,292
Funding to come from the Local Accommodations Tax Fund (235)							51,292

Employee Count By Department

General Fund (010)	FY 2020	FY 2021	FY 2022	FY 2023
Administrator (717)	3	3	3	3
Airport (720)	7	7	7	7
Animal Control (110)	6	6	6	6
Assessor (301)	0	0	0	16
Auditor (302)	7	8	8	8
Board of Assessment Appeals (303)	-	-	-	-
Building Codes (702)	7	7	7	7
Chau Ram Park (205)	4	4	4	5
Clerk of Court (501)	10	10	10	12
Communications (104)	21	22	24	25
Coroner (103)	2	2	3	4
County Attorney (741)	2	2	2	2
County Council (704)	1	1	1	1
Delinquent Tax Collector (305)	3	3	3	3
Department of Social Services (402)	-	-	-	-
Detention Center (106)	47	48	49	51
Economic Development (707)	5	5	4	4
Facilities Maintenance (714)	15	15	15	15
Finance Office (708)	6	6	6	7
Fire - Emergency Services (107)	36	36	39	52
Health and Human Services Direct Aid (705)	-	-	-	-
Health Department (403)	-	-	-	-
High Falls Park (203)	5	5	5	5
Human Resources (710)	3	3	3	3
Information Technology (711)	5	5	6	6
Legislative Delegation (706)	1	1	1	1
Library (206)	19	19	19	19
Magistrate (509)	9	9	9	10
Non-Departmental (709)	-	-	-	-
Parks, Recreation and Tourism (202)	5	5	5	5
Planning	4	4	4	5
Probate Court (502)	5	5	5	6
Procurement (713)	2	2	2	3
Public Defender (510)	-	-	-	-
Register of Deeds (735)	4	4	4	4
Roads and Bridges (601)	36	36	37	37
Sheriff (101)	112	114	119	126
Soil and Water Conservation District (716)	1	1	1	1
Solicitor (504)	12	12	12	12
Solid Waste (718)	35	36	36	36
South Cove Park (204)	5	5	6	6
Treasurer (306)	6	6	7	7
Vehicle Maintenance (721)	14	14	14	14
Veterans' Affairs (404)	3	3	3	3
Voter Registration and Elections (715)	2	2	2	2
Life After Lockup - Airport	1	1	1	1
Life After Lockup - Assessor	1	1	1	1
Life After Lockup - Detention Center	1	1	1	1
Total General Fund Employee Count	473	479	494	542

Employee Count By Department				
Other Funds	FY 2020	FY 2021	FY 2022	FY 2023
Sheriff - Child Elder - Grant Fund 013	-	-	-	-
Sheriff - JAG Officer - Grant Fund 013	-	-	-	-
Sheriff - Traffic Grant Fund 13	1	1	1	1
Sheriff - Victims Services Fund 210	2	2	2	2
Solicitor - Victims Services Fund 215	1	1	1	1
Clerk of Court - Federal DSS Child Support Fund 265	2	2	2	2
Library Grant	-	-	-	1
PRT - LAT Fund 235	-	-	-	2
Rock Quarry Fund 017	18	19	20	20
Life After Lockup - Rock Quarry	1	1	1	1
Total Other Funds Employee Count	25	26	27	30
Total Full Time Employees (All Funds)	498	505	521	572
Part Time Positions Through Payroll	FY 2020	FY 2021	FY 2022	FY 2023
Sheriff (101)	9	9	9	9
Communications (104)	1	1	1	1
Fire/Emergency Services (107)	7	7	7	7
Library (206)	2	2	2	2
Auditor (302)	-	-	-	-
Board of Assessment Appeals (303)	1	1	1	1
Clerk of Court (501)	1	1	1	1
Finance (708)	0	1	1	1
Magistrate (509)	2	2	2	2
Solid Waste (718)	-	-	-	-
Airport (720)	-	-	-	1
	23	24	24	25

**Oconee County, South Carolina
Administrator (717)
2023-2024 Budget**

Account Number				Description	FY 2020 Actual	FY 2021 Actual	FY 2022 Actual	FY 2023 Amended Budget	FY 2024 Administrator Recommended
010	717	10110	00000	Salary and Wages	208,415	216,403	206,530	232,128	311,983
010	717	10710	00000	Overtime	48	-	14	-	1,000
010	717	20013	00000	Social Security	15,681	16,218	15,606	17,834	23,943
010	717	20014	00000	Retirement	29,757	36,851	34,340	40,937	54,960
010	717	20015	00000	Workers Compensation	4,273	4,770	5,048	4,677	12,031
010	717	20016	00000	Health Insurance	32,191	18,278	27,417	27,417	36,556
010	717	20027	00000	Dental Insurance	191	1,100	1,650	1,650	2,200
010	717	20028	00000	Vision Insurance	15	200	300	300	400
Salary and Wage Totals					290,571	293,820	290,905	324,943	443,073
Step & Scale Increase 1 of 2 years					-	-	-	-	2,167,993
New Positions					-	-	-	-	885,086
Gasoline/Diesel Contingency					-	-	-	64,788	50,000
010	717	60767	00000	Contingency	-	-	-	235,431	250,000
					-	-	-	300,219	3,353,079
010	717	30018	00000	Travel	-	-	-	-	-
010	717	30025	00000	Professional	102,387	37,862	121,085	100,000	100,000
010	717	30025	00036	Greenway Feasibility Study	-	-	-	-	-
010	717	30059	00000	Copier Click Charges	1,262	883	978	2,500	2,500
010	717	30068	00000	Advertising	-	-	-	-	-
010	717	30080	00000	Dues: Organizations	3,100	2,500	4,500	6,000	6,000
010	717	30084	00000	Staff Development	6,748	80	4,500	2,500	25,000
010	717	40027	00000	Safety Equipment	-	-	-	-	6,000
010	717	40031	00000	Small Equipment	1,956	-	13,512	3,000	3,000
010	717	40032	00000	Operational	4,507	27,555	6,389	5,000	6,000
010	717	40034	00000	Food	2,333	3,160	3,065	3,500	3,500
010	717	40045	00000	IT Replacement Eq/Software	4,270	429	-	-	-
010	717	40102	00000	Periodicals	-	150	-	110	-
010	717	60735	00072	Gravel Usage	2,111	-	-	-	-
010	717	80717	00000	Vehicle Maintenance - Administrator	1,381	667	190	1,000	1,000
010	717	81717	00000	Gasoline - Administrator	1,072	1,036	1,825	2,000	2,500
Expenditure Total					131,127	74,322	156,044	125,610	155,500
Department Total					421,698	368,142	446,949	450,553	598,573
Direct Revenue									
Departmental Direct Revenue					-	-	-	-	-
Other Revenue					64,470	34,613	32,676	41,047	55,505
Cost in Tax Dollars					357,228	333,529	414,273	409,506	543,068
Estimated Millage					0.65	0.59	0.71	0.68	0.88
Percentage of Budget					0.86%	0.67%	0.75%	0.74%	0.89%
Total Full Time Employees					3	3	3	3	4

**Oconee County, South Carolina
Airport (720)
2023-2024 Budget**

Account Number				Description	FY 2020 Actual	FY 2021 Actual	FY 2022 Actual	FY 2023 Amended Budget	FY 2024 Administrator Recommended
010	720	10110	00000	Salary and Wages	280,867	333,967	287,498	396,275	414,986
010	720	10710	00000	Overtime	11,111	15,183	22,691	10,000	5,500
010	720	20013	00000	Social Security	21,333	26,041	23,272	31,463	32,167
010	720	20014	00000	Retirement	42,497	52,384	48,013	71,520	73,837
010	720	20015	00000	Workers Compensation	9,742	13,309	14,035	13,750	12,607
010	720	20016	00000	Health Insurance	53,645	54,834	63,973	82,251	73,112
010	720	20027	00000	Dental Insurance	823	3,300	3,850	4,950	4,400
010	720	20028	00000	Vision Insurance	19	600	700	900	800
Salary and Wage Totals					420,037	499,618	464,032	611,109	617,409
010	720	30018	00000	Travel	-	-	493	-	-
010	720	30024	00000	Equipment Maintenance	4,764	5,082	5,385	6,000	6,000
010	720	30025	00000	Professional	80,403	64,074	74,808	77,000	85,000
010	720	30037	00000	Equipment Rental	7,730	17,470	(10,609)	25,000	25,000
010	720	30041	00000	Telecommunications	-	-	-	-	-
010	720	30041	00000	Airport Shuttle Service - Sr. Solutions	1,485	-	-	-	-
010	720	30056	00000	Data Processing	-	-	1,860	3,500	3,500
010	720	30059	00000	Copier Click Charges	541	555	912	750	750
010	720	30080	00000	Dues: Organizations	285	250	250	450	450
010	720	30084	00000	School/Seminar/Training/MTG	688	100	75	1,500	2,500
010	720	30090	00000	Commission Honoraria	700	600	700	700	700
010	720	33022	00000	Building/Grounds Maintenance	23,021	37,903	39,768	25,000	35,000
010	720	33022	97122	Maint Bldgs/Grounds SCAC Grant Match	-	6,300	-	-	-
010	720	34043	00000	Electricity	22,702	21,727	24,732	23,000	23,000
010	720	34044	00000	Water/Sewer/Garbage	1,517	1,689	1,714	1,000	1,000
010	720	40027	00000	Safety Equipment	1,647	1,121	1,706	2,000	2,500
010	720	40031	00000	Small Equipment	5,840	3,401	4,219	4,500	5,500
010	720	40032	00000	Operational	7,224	6,938	8,338	8,000	10,000
010	720	40033	00000	Postage	202	90	150	250	250
010	720	40034	00000	Food	965	788	1,193	1,000	2,000
010	720	40045	00000	IT Replacement Eq/Software	-	-	2,204	-	-
010	720	40065	00000	Uniforms/Clothing	869	1,315	2,066	2,000	2,000
010	720	40932	00000	Airport Resale Items	1,260	1,561	1,313	2,000	2,000
010	720	40980	00000	Aviation Gas	160,950	179,257	256,285	180,000	180,000
010	720	40990	00000	Jet Fuel	399,063	442,361	1,176,665	975,000	975,000
010	720	60990	00000	Credit Cards Processing Fees	26,072	30,584	48,873	30,000	30,000
010	720	80720	00000	Vehicle Maintenance	12,290	12,474	15,173	10,000	10,000
010	720	09999	00000	Grant Match	-	-	-	384,056	-
010	720	81720	00000	Gasoline	1,470	2,664	3,388	3,000	3,000
010	720	82720	00000	Diesel	1,862	2,551	5,394	2,000	3,000
Expenditure Total					763,550	840,855	1,667,057	1,767,706	1,408,150
Department Total					1,183,587	1,340,473	2,131,089	2,378,815	2,025,559

**Airport (720)
2023-2024 Budget**

Account Number	Description	FY 2020 Actual	FY 2021 Actual	FY 2022 Actual	FY 2023 Amended Budget	FY 2024 Administrator Recommended
Direct Revenue						
010 080 00805 10900	Airport - Hangar Rent	129,843	126,368	127,960	148,802	150,000
010 080 00805 10904	Airport Comm./Mechanic	5,775	6,300	6,300	6,300	6,300
010 080 00805 10905	Tie Down	3,750	3,535	3,915	3,500	4,000
010 080 00805 10906	Airport Miscellaneous	1,515	1,132	976	1,000	1,000
010 080 00805 10911	Bare Land Lease	2,626	2,626	2,743	2,626	2,626
010 080 00805 10912	Airport - Call Out Fees	13,805	20,000	32,550	20,000	35,000
010 080 00805 10913	Airport - Long-Term Parking Fees	1,730	3,690	9,650	3,500	10,000
010 080 00805 10914	Airport - Ramp Fee	20,903	27,953	153,405	25,000	125,000
010 080 00805 10915	Airport Special Events	5,017	750	1,375	-	1,000
010 080 00805 10916	Airport Shuttle - SR Solutions	5,095	-	1,341	-	-
010 080 00805 10980	Airport - Aviation Fuel	216,896	237,676	296,796	225,000	315,000
010 080 00805 10990	Airport - Jet Fuel	834,080	1,061,741	1,974,099	1,275,000	2,000,000
Departmental Direct Revenue		1,241,035	1,491,771	2,611,110	1,710,728	2,649,926
Other Revenue		-	-	-	-	-
Cost in Tax Dollars		(57,448)	(151,298)	(480,021)	668,087	(624,367)
Estimated Millage		-0.11	-0.27	-0.82	1.14	-1.04
Percentage of Budget		2.42%	2.45%	3.57%	3.99%	3.32%
Life After Lock-Up		1	1	1	1	1
Full Time Employees		7	7	7	7	7

**Oconee County, South Carolina
Animal Control (110)
2023-2024 Budget**

Account Number				Description	FY 2020 Actual	FY 2021 Actual	FY 2022 Actual	FY 2023 Amended Budget	FY 2024 Administrator Recommended
010	110	10110	00000	Salary and Wages	244,677	238,269	236,271	269,067	272,093
010	110	10710	00000	Overtime	25,325	21,827	31,133	20,000	17,500
010	110	20013	00000	Social Security	20,062	19,519	19,563	22,879	22,154
010	110	20014	00000	Retirement	42,804	43,972	47,043	56,372	55,459
010	110	20015	00000	Workers Compensation	7,658	8,893	9,265	9,600	8,474
010	110	20016	00000	Health Insurance	71,081	63,973	63,973	63,973	63,973
010	110	20027	00000	Dental	2,366	3,850	3,850	3,850	3,850
010	110	20028	00000	Vision	224	700	700	700	700
Salary and Wage Totals					414,197	401,003	411,798	446,441	444,203
010	110	30025	00000	Professional	3,150	-	-	-	
010	110	30025	00067	Professional - Spay/Neuter Program	80,720	91,350	77,400	80,000	80,000
				Professional - community Cats Program	-	-	-	-	20,000
010	110	30056	00000	Data Processing	-	-	575	1,500	1,500
010	110	30059	00000	Copier Click Charges	1,948	1,460	1,481	1,500	1,500
010	110	30062	00000	Medical	76,647	82,497	48,290	70,000	75,000
010	110	30084	00000	Staff Development	714	726	1,740	6,500	8,000
010	110	33022	00000	Building/Grounds Maintenance	10,238	5,994	10,800	15,000	15,000
010	110	34042	00000	Gas and Fuel Oil	7,167	5,788	5,598	13,500	13,500
010	110	34043	00000	Electricity	9,204	7,996	9,926	13,000	13,000
010	110	34044	00000	Water/Sewer/Garbage	4,108	3,474	3,831	6,750	6,750
010	110	40031	00000	Small Equipment	472	5,554	8,914	5,000	7,500
010	110	40032	00000	Operational	13,229	8,674	15,665	25,000	20,000
010	110	40034	00000	Food	-	-	270	-	500
010	110	40045	00000	Non-Capital IT Eq/Software	-	-	7,729	-	3,500
010	110	40065	00000	Uniforms/Clothing	1,877	6,782	5,538	7,000	7,000
010	110	40360	00000	Pet ID Microchips	-	-	3,763	-	
010	110	60735	00000	General Gravel Use	-	-	814	2,500	2,500
010	110	80110	00000	Vehicle Maintenance	5,241	11,375	5,684	5,250	15,000
010	110	81110	00000	Gasoline	11,431	11,101	18,345	15,000	15,000
Expenditure Total					226,146	242,771	226,363	267,500	305,250
Department Total					640,343	643,774	638,161	713,941	749,453
Direct Revenue									
010	080	00805	11100	Dog Adoption Fees	25,825	6,580	10,660	10,000	10,000
010	080	00805	11101	Cat Adoption Fees	18,670	28,345	18,940	20,000	20,000
010	080	00805	11103	Animal Boarding Fees	1,040	120	270	1,000	1,000
010	080	00805	11106	Animal Control Miscellaneous Revenue	16,316	19,115	17,533	15,000	15,000
Departmental Direct Revenue					61,851	54,160	47,403	46,000	46,000
Other Revenue					97,896	60,528	46,655	66,479	76,417
Cost in Tax Dollars					480,596	529,086	544,103	601,462	627,036
Estimated Millage					0.88	0.94	0.93	1.03	1.04
Percentage of Budget					1.31%	1.17%	1.07%	1.20%	1.23%
Life After Lock-Up					1	1	1	1	1
Full Time Employees					6	6	6	6	6

**Oconee County, South Carolina
Assessor (301)
2023-2024 Budget**

Account Number				Description	FY 2020 Actual	FY 2021 Actual	FY 2022 Actual	FY 2023 Amended Budget	FY 2024 Administrator Recommended
010	301	10110	00000	Salary and Wages	577,779	567,753	560,715	632,211	665,486
010	301	10710	00000	Overtime	-	20	72	500	1,500
010	301	20013	00000	Social Security	40,704	40,633	40,682	48,479	51,024
010	301	20014	00000	Retirement	84,133	87,791	92,585	111,280	117,123
010	301	20015	00000	Workers Compensation	10,884	11,349	12,146	13,363	12,514
010	301	20016	00000	Health Insurance	149,418	146,225	146,224	146,224	155,363
010	301	20027	00000	Dental	3,205	8,800	8,800	8,800	9,350
010	301	20028	00000	Vision	154	1,600	1,600	1,600	1,700
Salary and Wage Totals					866,277	864,171	862,824	962,457	1,014,060
010	301	30024	00000	Equipment Maintenance	-	-	-	750	500
010	301	30056	00000	Data Processing	53,707	56,014	78,568	66,300	66,900
010	301	30059	00000	Copies	2,999	2,530	3,718	4,500	4,000
010	301	30080	00000	Dues: Organizations	250	270	275	350	400
010	301	30084	00000	Staff Development	5,265	6,897	9,899	8,750	8,750
010	301	40027	00000	Safety Equipment	-	-	1,400		
010	301	40031	00000	Small Equipment	763	763	1,382	1,000	1,000
010	301	40032	00000	Operational	3,101	2,848	4,038	12,550	6,300
010	301	40034	00000	Food	-	-	367		-
010	301	40033	00000	Postage	-	-	-	30,000	2,000
010	301	40045	00000	IT Replacement Equip/Software	45,000	40,000	777	-	-
010	301	40065	00000	Uniforms/Clothing	1,097	-	709	1,200	1,200
010	301	40102	00000	Newspaper/Magazines	-	1,032	1,044	1,250	1,350
010	301	80301	00000	Vehicle Maintenance	1,677	1,061	837	2,500	1,500
010	301	81301	00000	Gasoline	2,344	1,754	1,643	5,000	4,500
Expenditure Total					116,203	113,169	104,657	134,150	98,400
Department Total					982,480	977,340	967,481	1,096,607	1,112,460
Direct Revenue									
Map Copies Assessor					1,041	484	1,549	500	1,500
Departmental Total Direct Revenue					1,041	484	1,549	500	1,500
Other Revenue					-	-	-	-	-
Cost in Tax Dollars					981,439	976,856	965,932	1,096,107	1,110,960
Estimated Millage					1.80	1.74	1.65	1.82	1.79
Percentage of General Fund Budget					2.01%	1.78%	1.62%	1.84%	1.82%
Total Full Time Employees					16	16	16	16	16

**Oconee County, South Carolina
Auditor (302)
2023-2024 Budget**

Account Number				Description	FY 2020 Actual	FY 2021 Actual	FY 2022 Actual	FY 2023 Amended Budget	FY 2024 Administrator Recommended
010	302	10110	00000	Salary and Wages	272,163	301,357	342,417	365,137	380,343
010	302	10710	00000	Overtime	352	-	-	-	-
010	302	20013	00000	Social Security	18,919	20,977	24,193	27,933	29,096
010	302	20014	00000	Retirement	39,743	46,366	56,093	58,040	66,788
010	302	20015	00000	Workers Compensation	1,136	1,307	3,143	2,943	3,250
010	302	20016	00000	Health Insurance	59,217	63,973	63,973	63,973	73,112
010	302	20027	00000	Dental	3,376	3,850	3,850	3,850	4,400
010	302	20028	00000	Vision	389	700	700	700	800
Salary and Wage Totals					395,295	438,530	494,369	522,576	557,789
010	302	30018	00000	Travel	474	210	209	1,000	1,500
010	302	30024	00000	Equipment Maintenance	-	-	-	500	500
010	302	30025	00000	Professional	644	1,403	-	-	-
010	302	30056	00000	Data Processing	76,591	50,973	67,388	102,000	102,000
010	302	30059	00000	Copier Click Charges	1,318	675	1,368	2,000	2,000
010	302	30080	00000	Dues: Organizations	150	150	150	400	400
010	302	30084	00000	Staff Development	2,118	-	200	5,000	6,500
010	302	40031	00000	Non-Cap Equipment	1,937	1,706	-	-	-
010	302	40032	00000	Operational	21,755	23,499	20,642	30,000	33,000
010	302	40045	00000	IT Replacement Equipment/Software	2,120	1,145	2,903	2,500	2,500
010	302	40065	00000	Uniforms/Clothing	355	699	865	1,000	1,000
010	302	60211	00000	Forfeited Land Commission (FLC) Expenditures	935	1,751	2,033	500	500
Expenditure Total					108,397	82,211	95,758	144,900	149,900
Department Total					503,692	520,741	590,127	667,476	707,689
Direct Revenue									
Departmental Total Direct Revenue					-	-	-	-	-
Other Revenue					77,005	48,960	43,143	62,153	72,159
Cost in Tax Dollars					426,687	471,781	546,984	605,323	635,530
Estimated Millage					0.92	0.93	1.01	1.14	1.17
Percentage of General Fund Budget					1.03%	0.95%	0.99%	1.12%	1.16%
Total Full Time Employees					7	8	8	8	8

**Oconee County, South Carolina
Board of Assessment Appeals (303)
2023-2024 Budget**

Account Number				Description	FY 2020 Actual	FY 2021 Actual	FY 2022 Actual	FY 2023 Amended Budget	FY 2024 Administrator Recommended
10	303	10110	00000	Salary and Wages/BoardMembers	2,471	2,991	1,428	6,000	10,477
10	303	20013	00000	Social Security	116	140	45	266	266
10	303	20015	00000	Workers Compensation	6	7	3	10	10
Salary and Wage Totals					2,593	3,138	1,476	6,276	10,753
10	303	30018	00000	Travel	88	114	71	950	950
10	303	30068	00000	Advertising	-	-	-	200	-
10	303	40032	00000	Operational	10	-	-	100	100
Expenditure Total					98	114	71	1,250	1,050
Department Total					2,691	3,252	1,547	7,526	11,803

**Oconee County, South Carolina
Building Codes Department (702)
2023-2024 Budget**

Account Number				Description	FY 2021 Actual	FY 2022 Actual	FY 2023 Amended Budget	FY 2024 Administrator Recommended
10	702	10110	00000	Salary and Wages	329,910	331,647	382,916	360,251
10	702	10710	00000	Overtime	9,048	6,516	10,000	10,000
10	702	20013	00000	Social Security	24,971	25,107	30,078	54,353
10	702	20014	00000	Retirement	52,629	55,677	68,713	65,016
10	702	20015	00000	Workers Compensation	8,505	9,662	9,628	8,016
10	702	20016	00000	Health Insurance	73,112	63,973	73,112	63,973
10	702	20027	00000	Dental	4,400	3,850	4,400	3,850
10	702	20028	00000	Vision	800	700	800	700
Salary and Wage Totals					503,375	497,132	579,647	566,159
10	702	30025	00000	Professional	60,687	48,297	75,000	75,000
10	702	30056	00000	Data Processing	34,309	32,620	35,500	42,000
10	702	30059	00000	Copies	829	1,198	3,500	3,500
10	702	30068	00000	Advertising	-	-	-	-
10	702	30080	00000	Dues: Organizations	479	511	2,500	2,500
10	702	30084	00000	Staff Development	5,091	2,396	10,000	7,500
10	702	30090	00000	Commission Honoraria	-	-	-	-
10	702	40027	00000	Safety Equipment	625	700	2,500	2,500
10	702	40031	00000	Small Equipment	306	4,838	2,000	2,000
10	702	40032	00000	Operational	2,060	1,701	4,000	4,000
10	702	40034	00000	Food	-	-	-	-
10	702	40045	00000	IT Replacement	-	1,470	-	-
10	702	40065	00000	Uniforms/Clothing	1,913	2,431	3,500	3,500
10	702	50870	00000	Capital Vehicles	-	20,000	-	-
10	702	80702	00000	Vehicle Maintenance	3,733	5,889	4,500	6,500
10	702	81702	00000	Gasoline	9,880	15,622	12,000	15,000
Expenditure Total					119,912	137,673	155,000	164,000
Department Total					623,287	634,805	734,647	730,159
Direct Revenue								
10	80	805	13700	Building Codes	1,333,492	1,458,453	1,500,000	2,100,000
10	80	805	13701	Building Codes Mobile Home Fees	22,705	23,590	20,000	22,000
10	80	805	13705	Building Codes Plan Review Fees	162,284	92,761	175,000	175,000
10	80	805	13706	Subdivision Plan Review Fees	5,800	4,750	5,000	5,000
10	80	805	10370	Communication Tower Fees	36,000	53,000	32,000	65,000
10	80	805	60735	One Stop Recording Fees	6,915	6,425	5,000	6,500
Departmental Total Direct Revenue					1,567,196	1,638,979	1,737,000	2,373,500
Other Revenue					58,602	46,410	68,407	74,450
Cost in Tax Dollars					(1,002,511)	(1,050,584)	(1,070,760)	(1,717,791)
Estimated Millage					-1.79	-1.79	-1.83	-2.85
Percentage of General Fund Budget					1.14%	1.06%	1.23%	1.20%
Total Full Time Employees					7	7	8	7

**Oconee County, South Carolina
Chau Ram Park (205)
2023-2024 Budget**

Account Number				Description	FY 2020 Actual	FY 2021 Actual	FY 2022 Actual	FY 2023 Amended Budget	FY 2024 Administrator Recommended
10	205	10110	00000	Salary and Wages	145,087	162,644	178,775	191,630	187,909
10	205	10710	00000	Overtime	4,883	13,419	9,317	7,000	10,000
10	205	20013	00000	Social Security	11,009	12,917	14,120	15,196	15,140
10	205	20014	00000	Retirement	21,661	23,913	25,719	34,879	34,753
10	205	20015	00000	Workers Compensation	6,354	8,348	10,037	8,234	8,094
10	205	20016	00000	Health Insurance	41,699	42,649	36,556	45,695	45,695
10	205	20027	00000	Dental	907	2,567	2,200	2,750	2,750
10	205	20028	00000	Vision	56	466	400	500	500
Salary and Wage Totals					231,656	266,923	277,124	305,884	304,841
10	205	30024	00000	Equipment Maintenance	622	636	1,507	1,200	1,200
10	205	30025	00000	Professional	42,919	45,586	37,810	45,585	45,585
10	205	30037	00000	Equipment (Leased or Rented)	8,357	2,592	3,973	9,700	5,700
10	205	30059	00000	Copier Clicks	-	422	738	-	-
10	205	33022	00000	Building/Grounds Maintenance	28,653	34,920	40,187	-	-
10	205	34042	00000	Gas and Fuel Oil	3,597	2,972	2,382	2,400	2,400
10	205	34043	00000	Electricity	10,096	16,767	17,183	12,000	15,000
10	205	34044	00000	Water/Sewer/Garbage	2,463	3,747	6,504	1,800	1,800
10	205	40031	00000	Small Equipment	1,572	14,824	5,538	9,500	7,000
10	205	40032	00000	Operational	5,467	9,422	7,266	5,500	8,100
10	205	40034	00000	Food	465	295	172	300	300
10	205	40045	00000	IT Replacement Equip/Software	-	1,530	-	-	-
10	205	40065	00000	Uniforms/Clothing	2,238	1,386	929	2,600	3,500
10	205	40832	00000	Concessions	221	11,920	9,804	11,000	11,000
Expenditure Total					106,670	147,019	133,993	101,585	101,585
Department Total					338,326	413,942	411,117	407,469	406,426
Direct Revenue									
10	80	805	00205	Chau Ram Park Revenues	32,906	79,302	85,946	85,000	100,000
Departmental Total Direct Revenue					32,906	79,302	85,946	85,000	100,000
Other Revenue					51,724	38,919	30,056	37,942	41,441
Cost in Tax Dollars					253,696	295,721	295,115	284,527	264,985
Estimated Millage					0.62	0.74	0.70	0.69	0.67
Percentage of General Fund Budget					0.69%	0.76%	0.69%	0.68%	0.67%
Total Full Time Employees					4	4	4	5	5

**Oconee County, South Carolina
Clerk of Court (501)
2023-2024 Budget**

Account Number				Description	FY 2020 Actual	FY 2021 Actual	FY 2022 Actual	FY 2023 Amended Budget	FY 2024 Administrator Recommended
10	501	10110	00000	Salary and Wages	360,205	376,348	413,185	414,255	505,993
10	501	10710	00000	Overtime	774	1,037	2,088	500	3,000
10	501	20013	00000	Social Security	25,436	26,643	28,802	31,729	38,938
10	501	20014	00000	Retirement	52,691	56,794	66,115	72,831	89,379
10	501	20015	00000	Workers Compensation	1,154	957	2,386	1,452	1,578
10	501	20016	00000	Health Insurance	82,192	91,390	91,390	100,529	109,668
10	501	20027	00000	Dental	1,991	5,500	5,500	6,050	6,600
10	501	20028	00000	Vision	95	1,000	1,000	1,100	1,200
Salary and Wage Totals					524,538	559,669	610,466	628,446	756,356
10	501	30018	00000	Travel	165	-	172	375	375
10	501	30024	00000	Equipment Maintenance	8,329	-	-	-	-
10	501	30025	00000	Professional	-	-	-	-	3,000
10	501	30026	00000	Court Expenditures	38,266	23,234	34,151	60,000	60,000
10	501	30056	00000	Data Processing	27,282	30,377	25,000	27,000	27,000
10	501	30059	00000	Copier Click Charges	4,558	4,631	4,692	7,000	7,000
10	501	30084	00000	Staff Development	1,177	-	1,257	2,500	2,500
10	501	40031	00000	Small Equipment	560	9,749	3,944	5,000	5,000
10	501	40032	00000	Operational	6,126	5,145	4,961	7,500	7,500
10	501	40045	00000	IT Replacement Equipment/Software	835	-	10,442	-	-
10	501	60901	00155	DSS Child Support Title IV-D	6,821	12,476	10,252	14,414	14,414
10	501	95100	20220	Master in Equity	36,056	36,056	36,056	36,056	36,056
Expenditure Total					130,175	121,668	130,927	159,845	162,845
Department Total					654,713	681,337	741,393	788,291	919,201
Direct Revenue									
10	80	805	11900	Clerk of Court	240,874	195,494	198,619	225,000	225,000
10	80	805	16020	Master in Equity	9,245	5,740	6,585	10,000	7,500
10	80	805	21900	Clerk of Court Supplement	1,575	1,575	1,575	1,576	15,000
Departmental Total Direct Revenue					251,694	202,809	206,779	236,576	247,500
Other Revenue					100,093	64,059	54,202	73,402	93,725
Cost in Tax Dollars					302,926	414,469	480,412	478,313	577,976
Estimated Millage					1.20	1.21	1.26	1.34	1.52
Percentage of General Fund Budget					1.34%	1.24%	1.24%	1.32%	1.51%
Total Full Time Employees					10	10	10	11	12

Does not include Federal Paid Employees of 2 FTEs

**Oconee County, South Carolina
Communications (104)
2023-2024 Budget**

Account Number				Description	FY 2020 Actual	FY 2021 Actual	FY 2022 Actual	FY 2023 Amended Budget	FY 2024 Administrator Recommended
10	104	10110	00000	Salary and Wages	870,996	880,914	960,572	1,073,580	1,072,972
10	104	10710	00000	Overtime	103,494	108,805	118,646	75,000	90,000
10	104	20013	00000	Social Security	70,764	72,190	78,886	87,865	83,995
10	104	20014	00000	Retirement	141,327	155,244	177,888	202,919	194,132
10	104	20015	00000	Workers Compensation	6,099	7,823	7,627	4,019	3,404
10	104	20016	00000	Health Insurance	201,336	201,058	201,058	228,475	228,475
10	104	20027	00000	Dental	7,056	12,050	12,100	13,750	13,750
10	104	20028	00000	Vision	667	2,200	2,200	2,500	2,500
Salary and Wage Totals					1,401,739	1,440,284	1,558,977	1,688,108	1,689,228
New Positions					-	-	-	-	-
New Position Total					-	-	-	-	-
10	104	30018	00000	Travel	405	462	763	-	1,000
10	104	30024	00000	Equipment Maintenance	64,478	74,768	64,420	82,000	102,000
10	104	30025	00000	Professional	502	228	228	4,000	4,000
10	104	30037	00000	Equipment Leased or Rented	76	-	-	-	-
10	104	30041	00000	Telecommunications	72,349	99,436	98,433	92,000	100,000
10	104	30056	00000	Data Processing	36,919	16,726	4,807	17,000	17,000
10	104	30059	00000	Copier Click Charges	3,229	3,163	3,208	3,000	3,200
10	104	30080	00000	Dues: Organizations	424	430	192	450	450
10	104	30084	00000	Staff Development	5,830	480	5,918	6,000	6,000
10	104	33022	00000	Building/Grounds Maintenance (External Radio Sites)	626	-	1,123	1,700	1,700
10	104	34042	00000	Gas and Fuel Oil - Generators	-	746	540	1,400	2,000
10	104	34043	00000	Electricity - Radio Sites	5,578	6,190	6,629	6,500	6,500
10	104	40031	00000	Small Equipment	7,724	3,289	2,902	4,000	4,000
10	104	40032	00000	Operational	3,648	3,762	3,905	4,000	4,000
10	104	40034	00000	Food	333	825	813	1,000	1,000
10	104	40045	00000	IT Replacement EQ/Software	1,275	357	1,990	5,000	5,000
10	104	40102	00000	Periodical Subscriptions	469	70	70	-	-
Expenditure Total					203,865	210,932	195,941	228,050	257,850
Department Total					1,605,604	1,651,216	1,754,918	1,916,158	1,947,078
Direct Revenue									
Departmental Total Direct Revenue					-	-	-	-	-
Other Revenue					245,466	155,247	128,299	178,425	198,531
Cost in Tax Dollars					1,360,138	1,495,969	1,626,619	1,737,733	1,748,547
Estimated Millage					2.49	2.66	2.77	2.96	2.90
Percentage of General Fund Budget					3.28%	3.01%	2.94%	3.21%	3.19%
Total Full Time Employees					21	22	24	25	25

**Oconee County, South Carolina
Coroner (103)
2023-2024 Budget**

Account Number				Description	FY 2020 Actual	FY 2021 Actual	FY 2022 Actual	FY 2023 Amended Budget	FY 2024 Administrator Recommended
10	103	10110	00000	Salary and Wages	104,625	121,766	181,058	191,244	191,149
10	103	20013	00000	Social Security	7,452	8,543	13,272	14,630	14,623
10	103	20014	00000	Retirement	16,298	19,414	30,878	33,322	33,566
10	103	20015	00000	Workers Compensation	3,740	4,649	8,315	7,263	6,614
10	103	20016	00000	Health Insurance	16,838	18,278	18,278	27,417	27,417
10	103	20027	00000	Dental	716	1,100	1,100	1,650	1,650
10	103	20028	00000	Vision	70	200	200	300	300
Salary and Wage Totals					149,739	173,950	253,101	275,826	275,319
10	103	30024	00000	Equipment Maintenance	1,355	2,562	1,518	1,500	3,000
10	103	30025	00000	Professional	75,285	58,544	14,362	10,000	12,000
10	103	30041	00000	Telecommunications	195	195	195	240	240
10	103	30059	00000	Copier Click Charges	864	780	881	1,000	1,000
10	103	30080	00000	Dues: Organizations	300	260	320	330	330
10	103	30084	00000	Staff Development	402	1,269	1,450	2,000	2,500
10	103	33022	00000	Building/Grounds Maintenance	915	1,145	5,112	6,000	6,000
10	103	34042	00000	Gas & Fuel Oil	211	179	232	400	400
10	103	34043	00000	Electricity	4,617	4,506	4,618	5,000	5,000
10	103	34044	00000	Water/Sewer/Garbage	1,118	1,290	1,504	2,000	2,000
10	103	40027	00000	Safety Equipment	167	135	32	450	1,300
10	103	40031	00000	Small Equipment	1,428	1,205	5,767	2,500	1,500
10	103	40032	00000	Operational	5,681	4,421	7,073	6,000	7,000
10	103	40045	00000	IT Replacement Eq/Software	1,287	-	1,006	-	-
10	103	40065	00000	Uniforms/Clothing	518	504	526	600	600
10	103	40102	00000	Periodicals	230	240	240	250	250
10	103	60831	00000	Pauper Funerals - Moved from DSS in 2021	-	750	200	5,000	3,000
10	103	80103	00000	Vehicle Maintenance	1,550	1,404	1,950	2,500	2,500
10	103	81103	00000	Gasoline	4,102	3,914	6,405	7,000	7,000
Expenditure Total					100,225	83,303	53,391	52,770	55,620
Department Total					249,964	257,253	306,492	328,596	330,939
Direct Revenue									
10	81	00810	21200	Coroner Supplement	1,575	1,575	1,576	1,576	1,576
Departmental Total Direct Revenue					1,575	1,575	1,576	1,576	1,576
Other Revenue					38,215	24,187	22,407	30,597	33,744
Cost in Tax Dollars					210,174	231,491	282,509	296,423	295,619
Estimated Millage					0.39	0.41	0.48	0.51	0.49
Percentage of General Fund Budget					0.51%	0.47%	0.51%	0.55%	0.54%
Total Full Time Employees					2	2	3	3	4

**Oconee County, South Carolina
County Attorney (741)
2023-2024 Budget**

Account Number				Description	FY 2020 Actual	FY 2021 Actual	FY 2022 Actual	FY 2023 Amended Budget	FY 2024 Administrator Recommended
10	741	10110	00000	Salary and Wages	197,292	173,518	160,906	199,762	212,000
10	741	10710	00000	Overtime	70	-		-	
10	741	20013	00000	Social Security	13,926	11,548	11,126	15,198	16,218
10	741	20014	00000	Retirement	28,993	27,183	26,496	34,885	37,227
10	741	20015	00000	Workers Compensation	4,215	4,839	1,788	814	784
10	741	20016	00000	Health Insurance	11,829	18,278	18,278	18,278	18,278
10	741	20027	00000	Dental	716	1,100	1,100	1,100	1,100
10	741	20028	00000	Vision	71	200	200	200	200
Salary and Wage Totals					257,112	236,666	219,894	270,237	285,807
10	741	30025	00000	Professional	49,621	74,234	143,919	110,000	110,000
10	741	30080	00000	Dues: Organizations	1,105	1,178	978	1,255	1,255
10	741	30084	00000	Staff Development	3,006	1,767	480	3,000	2,000
10	741	40031	00000	Small Equipment	318	255	689	1,500	1,500
10	741	40032	00000	Operational	8,878	7,764	8,963	8,000	9,000
10	741	40045	00000	IT Replacement Eq/Software	1,261	-		500	500
10	741	40102	00000	Periodicals	199	-	73	300	300
10	741	60767	00000	Contingency	-	-		10,000	10,000
Expenditure Total					64,388	85,198	155,102	134,555	134,555
Department Total					321,500	321,864	374,996	404,792	420,362
Direct Revenue									
Departmental Total Direct Revenue					-	-	-	-	-
Other Revenue					49,151	30,262	27,415	37,693	42,862
Cost in Tax Dollars					272,349	291,602	347,581	367,099	377,500
Estimated Millage					0.48	0.50	0.66	0.69	0.57
Percentage of General Fund Budget					0.66%	0.59%	0.63%	0.68%	0.69%
Total Full Time Employees					2	2	2	2	2

**Oconee County, South Carolina
County Council (704)
2023-2024 Budget**

Account Number				Description	FY 2020 Actual	FY 2021 Actual	FY 2022 Actual	FY 2023 Amended Budget	FY 2024 Administrator Recommended
10	704	10110	00000	Salary and Wages	82,968	84,184	86,907	90,592	88,192
10	704	10710	00000	Overtime	-	-	-	-	-
10	704	20013	00000	Social Security	4,972	5,094	5,112	6,930	6,747
10	704	20014	00000	Retirement	10,910	11,815	12,451	15,907	15,486
10	704	20015	00000	Workers Compensation	1,419	1,540	1,271	1,405	1,249
10	704	20016	00000	Health Insurance	56,002	54,834	54,834	54,834	54,834
10	704	20027	00000	Dental	1,098	3,300	3,300	3,300	3,300
10	704	20028	00000	Vision	41	600	600	600	600
Salary and Wage Totals					157,410	161,367	164,475	173,568	170,408
10	704	30018	00000	Travel	3,002	1,234	1,314	3,500	3,500
10	704	30024	00000	Maint on Equipment	185	-	-	-	-
10	704	30025	00000	Professional	4,419	3,670	3,113	5,500	6,000
10	704	30025	00001	Professional - Auditing Firm	53,500	53,700	53,900	57,000	75,000
10	704	30041	00000	Telecommunications	700	600	-	-	-
10	704	30059	00000	Xerox Copies	1,920	1,200	1,281	2,000	2,000
10	704	30068	00000	Advertising	-	-	-	-	-
10	704	30080	00000	Dues: Organizations	1,535	1,535	1,535	1,535	1,535
10	704	30084	00000	Staff Development	13,208	2,557	4,888	15,000	20,000
10	704	40031	00000	Small Equipment	3,676	5,123	519	300	300
10	704	40032	00000	Operational	13,572	581	894	2,000	2,000
10	704	40034	00000	Food	1,290	282	219	1,500	1,500
10	704	40045	00000	It Replacement/Equip Software	188	4,879	-	-	-
10	704	40102	00000	Magazines/Newspapers	-	-	-	200	200
10	704	60736	00000	Donated Gravel	57,227	184	-	-	-
10	704	60767	00000	Contingency	169	368	-	2,500	2,500
10	704	95100	20201	SC Association of Counties Appalachian Council of Governments	13,554	13,554	13,554	13,555	13,555
10	704	95100	20217	Ten at the Top (TATT)	38,993	38,993	38,993	38,993	38,993
10	704	95100	20255	Ten at the Top (TATT)	5,000	5,000	5,000	5,000	5,000
Expenditure Total					212,138	133,460	125,210	148,583	172,083
Department Total					369,548	294,827	289,685	322,151	342,491
Direct Revenue									
Departmental Total Direct Revenue					-	-	-	-	-
Other Revenue					56,497	27,720	21,178	29,997	34,922
Cost in Tax Dollars					313,051	267,107	268,507	292,154	307,569
Estimated Millage					0.57	0.48	0.46	0.50	0.51
Percentage of General Fund Budget					0.76%	0.54%	0.49%	0.54%	0.56%
Total Full Time Employees					1	1	1	1	1

**Oconee County, South Carolina
Delinquent Tax Collector (305)
2023-2024 Budget**

Account Number				Description	FY 2020 Actual	FY 2021 Actual	FY 2022 Actual	FY 2023 Amended Budget	FY 2024 Administrator Recommended
10	305	10110	00000	Salary and Wages	93,094	113,038	132,562	139,502	139,502
10	305	10710	00000	Overtime	78	100	91	-	
10	305	20013	00000	Social Security	6,519	7,832	9,285	10,672	10,672
10	305	20014	00000	Retirement	13,385	18,817	21,704	24,497	24,497
10	305	20015	00000	Workers Compensation	1,260	795	939	4,068	3,836
10	305	20016	00000	Health Insurance	21,211	27,417	27,417	27,417	27,417
10	305	20027	00000	Dental	1,297	1,650	1,650	1,650	1,650
10	305	20028	00000	Vision	142	300	300	300	300
Salary and Wage Totals					136,986	169,949	193,948	208,106	207,874
10	305	30025	00000	Professional	2,403	-	-	-	
10	305	30025	60305	Professional-Tax Sale	142,942	109,454	105,095	150,000	120,000
10	305	30056	00000	Data Processing	7,198	9,633	6,012	9,000	9,000
10	305	30059	00000	Copier Click Charges	2,245	2,991	3,349	3,000	3,000
10	305	30068	60305	Advertising- Tax Sale	22,302	22,302	22,302	32,000	32,000
10	305	30080	00000	Dues: Organizations	50	50	305	115	115
10	305	30084	00000	Staff Development	-	-	1,427	1,800	1,800
10	305	40031	00000	Small Equipment	233	-	4,194	-	200
10	305	40032	00000	Operational	1,010	1,369	1,556	1,400	1,600
10	305	40032	60305	Operational- Tax Sale	3,420	3,357	5,110	7,000	7,000
10	305	40033	60305	Postage - Tax Sale	2,523	59,170	31,175	36,000	36,000
10	305	40045	00000	IT replacement eq/software			878		
10	305	40065	60305	Uniform Clothing - Tax Sale	111	134	104	150	150
Expenditure Total					184,437	208,460	181,507	240,465	210,865
Department Total					321,423	378,409	375,455	448,571	418,739
Direct Revenue									
10	80	805	10285	Tax Sale Fees	157,325	268,720	221,694	250,000	250,000
10	80	805	12501	Tax Collector Fees	45,574	54,510	37,408	50,000	50,000
Departmental Total Direct Revenue					157,325	268,720	221,694	250,000	250,000
Other Revenue					49,139	35,578	27,449	41,769	42,696
Cost in Tax Dollars					114,959	74,111	126,312	156,802	126,043
Estimated Millage					0.21	0.13	0.22	0.27	0.21
Percentage of General Fund Budget					0.66%	0.69%	0.63%	0.75%	0.69%
Total Full Time Employees					3	3	3	3	3

**Oconee County, South Carolina
Department of Social Services (402)
2023-2024 Budget**

Account Number				Description	FY 2020 Actual	FY 2021 Actual	FY 2022 Actual	FY 2023 Amended Budget	FY 2024 Administrator Recommended
10	402	30041	00000	Telecommunications	10,806	11,287	11,225	11,700	11,300
10	402	40031	00000	Non-Capital Equipment	-	-	-	500	-
10	402	40032	00000	Operational	23	148	195	500	500
10	402	60831	00000	Pauper Funerals	2,000	-	-	-	-
Expenditure Total					12,829	11,435	11,420	12,700	11,800
Department Total					12,829	11,435	11,420	12,700	11,800
Direct Revenue									
Departmental Total Direct Revenue					-	-	-	-	-
Other Revenue					1,961	1,075	835	1,183	1,203
Cost in Tax Dollars					10,868	10,360	10,585	11,517	10,597
Estimated Millage					0.02	0.02	0.02	0.02	0.02
Percentage of General Fund Budget					0.03%	0.02%	0.02%	0.02%	0.02%
Total Full Time Employees					-	-	-	-	-

**Oconee County, South Carolina
Detention Center (106)
2023-2024 Budget**

Account Number				Description	FY 2020 Actual	FY 2021 Actual	FY 2022 Actual	FY 2023 Amended Budget	FY 2024 Administrator Recommended
10	106	10110	00000	Salary and Wages	1,911,589	1,923,447	1,965,099	2,305,352	2,303,395
10	106	10710	00000	Overtime	84,896	83,161	117,805	85,000	80,000
10	106	20013	00000	Social Security	145,866	146,507	153,038	184,392	182,330
10	106	20014	00000	Retirement	342,620	363,605	397,746	477,860	481,274
10	106	20015	00000	Workers Compensation	69,452	78,947	93,276	90,404	81,143
10	106	20016	00000	Health Insurance	410,001	438,672	447,811	466,089	466,089
10	106	20027	00000	Dental	16,665	26,400	26,950	28,050	28,050
10	106	20028	00000	Vision	1,644	4,800	4,900	5,100	5,100
Salary and Wage Totals					2,982,733	3,065,539	3,206,625	3,642,247	3,627,381
10	106	30024	00000	Equipment Maintenance	13,978	13,946	14,659	15,000	15,000
10	106	30025	00000	Professional	1,082	991	758	3,600	3,600
10	106	30028	00000	State Inmate Stipend	12,268	11,556	11,888	17,000	18,000
10	106	30037	00000	Equipment (Leased or Rented)	-	257	-	-	-
10	106	30056	00000	Data Processing	6,472	34,964	40,151	43,000	48,700
10	106	30059	00000	Copier Click Charges	7,763	9,746	8,431	10,000	10,000
10	106	30062	00000	Medical	351,999	403,573	411,545	450,000	475,000
10	106	30080	00000	Dues: Organizations	1,590	1,500	1,200	2,000	2,000
10	106	30084	00000	Staff Development	5,674	7,683	12,381	12,500	12,500
10	106	33022	00000	Building/Grounds Maintenance	61,832	58,195	70,566	62,000	70,000
10	106	34042	00000	Gas and Fuel Oil	22,914	19,985	30,905	20,000	20,000
10	106	34043	00000	Electricity	248,883	211,434	191,424	200,000	200,000
10	106	34044	00000	Water/Sewer/Garbage	57,542	50,209	68,036	55,000	55,000
10	106	40031	00000	Small Equipment	26,229	16,810	32,818	27,000	27,000
10	106	40032	00000	Operational	77,846	72,374	72,470	75,000	75,000
10	106	40033	00000	Postage	192	84	165	900	900
10	106	40034	00000	Food	285,691	306,888	332,359	350,000	376,950
10	106	40045	00000	IT Replacement Equipment/Software	7,947	10,528	4,532	9,000	9,000
10	106	40065	00000	Uniforms/Clothing	41,710	37,587	39,571	50,000	50,000
10	106	40102	00000	Periodicals	190	-	-	250	250
10	106	60741	00000	Juvenile Detention Services (Department of Juvenile Justice)	20,878	13,425	13,050	32,000	32,000
Expenditure Total					1,252,680	1,281,735	1,356,909	1,434,250	1,500,900
Department Total					4,235,413	4,347,274	4,563,534	5,076,497	5,128,281
Direct Revenue									
Departmental Total Direct Revenue					-	-	-	-	-
Other Revenue					647,514	408,731	333,633	472,702	522,898
Cost in Tax Dollars					3,587,899	3,938,543	4,229,901	4,603,795	4,605,383
Estimated Millage					6.58	7.02	7.21	7.85	7.64
Percentage of General Fund Budget					8.66%	7.93%	7.65%	8.51%	8.41%
Life After Lock-Up					1	1	1	1	1
Total Full Time Employees					47	48	49	51	51

**Oconee County, South Carolina
Economic Development (707)
2023-2024 Budget**

Account Number				Description	FY 2020 Actual	FY 2021 Actual	FY 2022 Actual	FY 2023 Amended Budget	FY 2024 Administrator Recommended
10	707	10110	00000	Salary and Wages	199,264	200,260	184,868	271,156	275,420
10	707	10710	00000	Overtime	7,777	-	-	-	-
10	707	20013	00000	Social Security	15,434	15,020	13,628	20,743	21,070
10	707	20014	00000	Retirement	28,381	31,299	30,219	47,315	48,364
10	707	20015	00000	Workers Compensation	4,544	4,706	5,949	8,208	7,574
10	707	20016	00000	Health Insurance	34,750	36,556	36,556	36,556	36,556
10	707	20027	00000	Dental	2,296	2,200	2,200	2,200	2,200
10	707	20028	00000	Vision	259	400	400	400	400
Salary and Wage Totals					292,705	290,441	273,820	386,578	391,584
10	707	30059	00000	Copier Click Charges	662	377	395	3,000	2,000
10	707	30071	00000	Rent	22,763	18,294	11,872	21,600	25,700
10	707	33022	00000	Equip Maint-Sign Maint	-	322	1,798	12,500	11,000
10	707	34043	00001	Electricity - Commerce Center	1,994	1,931	1,562	2,225	2,500
10	707	34043	00080	Electricity-Golden Corner	-	-	-	5,000	5,000
10	707	34043	00104	Electricity-OITP	3,877	4,251	3,969	4,900	4,900
10	707	34044	00000	Water/Sewer/Garbage	-	458	816	1,000	1,000
10	707	40031	00000	IT Replacement Eq/Software	(1,233)	2,332	-	1,000	1,000
10	707	60907	90715	SDOC C-14-2286 US Enginee	-	60,000	-	-	-
10	707	80707	00000	Vehicle Maintenance	14	102	222	500	750
10	707	81707	00000	Gasoline	339	308	940	250	1,500
10	707	95100	20217	EDIS Partnership via Appalachian Council of Governments	12,199	12,199	12,199	12,199	12,199
10	707	95100	20254	Mountain Lakes Business Development Corporation	34,550	34,550	27,500	25,000	25,000
10	707	95100	20256	Oconee Economic Alliance	158,775	156,393	156,275	150,000	150,000
10	707	95100	20257	Upstate SC Alliance	37,522	-	39,187	40,000	40,000
Expenditure Total					271,462	291,517	256,735	279,174	282,549
Department Total					564,167	581,958	530,555	665,752	674,133
Direct Revenue									
Departmental Total Direct Revenue					-	-	-	-	-
Other Revenue					86,251	54,716	38,788	61,992	68,737
Cost in Tax Dollars					477,917	527,242	491,767	603,760	605,396
Estimated Millage					0.88	0.94	0.84	1.03	1.00
Percentage of General Fund Budget					1.15%	1.06%	0.89%	1.12%	1.11%
Total Full Time Employees					5	5	4	4	4

**Oconee County, South Carolina
Facilities Maintenance (714)
2023-2024 Budget**

Account Number				Description	FY 2020 Actual	FY 2021 Actual	FY 2022 Actual	FY 2023 Amended Budget	FY 2024 Administrator Recommended
10 714 10110 00000	Salary and Wages			540,520	549,679	533,618	610,806	602,008	
10 714 00121 00000	Work Release Program			-	-	-	-	-	
10 714 10710 00000	Overtime			3,402	2,527	1,670	2,500	1,500	
10 714 20013 00000	Social Security			38,421	39,742	38,797	46,956	46,168	
10 714 20014 00000	Retirement			79,205	85,943	88,352	107,507	105,976	
10 714 20015 00000	Workers Compensation			24,229	27,622	31,361	28,146	25,895	
10 714 20016 00000	Health Insurance			139,976	127,946	137,085	137,085	137,085	
10 714 20027 00000	Dental			2,292	7,150	8,250	8,250	8,250	
10 714 20028 00000	Vision			75	1,300	1,500	1,500	1,500	
Salary and Wage Totals				828,120	841,909	840,633	942,750	928,382	
10 714 30024 00000	Equipment Maintenance			1,106	1,257	659	1,500	1,500	
10 714 30025 00000	Professional			5,750	-	8,321	10,000	10,000	
10 714 30059 00000	Copier Clicks			174	288	237	250	250	
10 714 30084 00000	Staff Development			-	-	-	250	250	
10 714 33022 00000	Building/Grounds Maintenance			7,051	7,997	11,533	7,500	7,500	
10 714 33022 00109	Building Maintenance - Probation and Parole			5,565	3,676	1,241	5,000	5,000	
10 714 33022 00206	Building/Grounds-Salem Library			6,943	-	-	-	-	
10 714 33022 00208	Building/Grounds-Seneca Library			-	74,650	-	-	-	
10 714 33022 00270	Building/Grounds - Oakway Intm			1,618	1,284	1,659	1,500	2,000	
10 714 33022 00310	Building/Grounds - Christ Central			-	-	-	-	-	
10 714 33022 00402	Building Maintenance - DSS Building			14,229	13,122	19,876	17,500	20,000	
10 714 33022 00405	Buildings/Grounds Rosa Clark			14,820	-	129	1,000	1,000	
10 714 33022 00407	Building Maintenance - Lakeview Rest Home			60,031	159,188	14,277	12,000	12,000	
10 714 33022 00510	Building Maintenance - Courthouse			44,772	35,198	31,875	55,000	50,000	
10 714 33022 00703	Building Maintenance - Walhalla Health Department			14,542	106,548	5,604	5,000	7,500	
10 714 33022 00716	Building Maintenance - USDA Building			2,455	13,184	723	2,500	2,500	
10 714 33022 00723	Building Maintenance - Pine Street			22,011	39,659	44,706	50,000	50,000	
10 714 33022 00729	Building Maintenance - Brown Building			4,977	11,246	2,208	5,000	5,000	
10 714 34042 00109	Gas and Fuel Oil - Probation and Parole			1,815	1,416	1,619	2,000	2,000	
10 714 34042 00270	Gas and Fuel Oil - Oakway Intm			4,290	4,120	5,771	3,500	6,000	
10 714 34042 00410	Gas and Fuel Oil - Walhalla Health			-	656	157	-	500	
10 714 34042 00510	Gas and Fuel Oil - Courthouse			11,649	21,369	29,533	20,000	30,000	
10 714 34042 00723	Gas and Fuel Oil - Pine Street			2,424	2,632	2,194	3,000	3,500	
10 714 34042 00729	Gas and Fuel Oil - Brown Building			957	1,081	1,373	1,500	2,000	
10 714 34043 00000	Electricity - Facilities Maintenance			1,398	819	721	1,000	1,000	
10 714 34043 00109	Electricity - Probation and Parole			5,354	4,391	4,142	5,700	5,700	
10 714 34043 00270	Electricity - Oakway School			22,464	23,274	26,451	25,000	25,000	
10 714 34043 00402	Electricity - DSS Building			46,920	39,123	38,178	40,000	40,000	
10 714 34043 00403	Electricity - Walhalla Health Department			12,326	16,183	19,449	17,500	20,000	
10 714 34043 00409	Electricity - Foothills Alliance			1,246	391	970	1,200	1,200	
10 714 34043 00510	Electricity - Courthouse			72,786	66,417	66,693	75,000	75,000	
10 714 34043 00723	Electricity - Pine Street			48,065	44,565	37,771	40,000	40,000	

**Oconee County, South Carolina
Facilities Maintenance (714)
2023-2024 Budget**

Account Number	Description	FY 2020 Actual	FY 2021 Actual	FY 2022 Actual	FY 2023 Amended Budget	FY 2024 Administrator Recommended
10 714 34043 00729	Electricity - Brown Building	10,473	12,581	12,959	13,000	13,000
10 714 34044 00000	Water - Facilities Maintenance	899	806	905	1,000	1,000
10 714 34044 00109	Water - Probation and Parole	682	650	972	1,200	1,200
10 714 34044 00270	Water - Oakway School	2,068	2,283	1,196	2,500	2,500
10 714 34044 00402	Water - DSS Building	3,249	2,712	3,550	3,200	3,500
10 714 34044 00403	Water - Walhalla Health Department	1,192	837	975	1,200	1,200
10 714 34044 00409	Water - Foothills Alliance	608	575	659	1,000	1,000
10 714 34044 00510	Water - Courthouse	3,465	3,215	3,677	3,600	4,000
10 714 34044 00723	Water - Pine Street	2,295	2,307	2,936	3,000	3,200
10 714 34044 00729	Water - Brown Building	1,309	1,012	1,381	1,500	1,750
10 714 40027 00000	Safety Equipment	2,122	2,050	3,625	3,500	3,750
10 714 40031 00000	Small Equipment	8,195	10,527	8,343	10,000	12,000
10 714 40032 00000	Operational	30,161	28,722	33,368	32,000	35,000
10 714 40045 00000	IT Replacement Eq/Software		1,300	-	-	
10 714 40065 00000	Uniforms/Clothing	3,777	9,186	4,039	6,000	7,500
10 714 80714 00000	Vehicle Maintenance	4,331	9,446	6,204	7,500	7,500
10 714 81714 00000	Gasoline	11,558	11,959	22,966	18,000	20,000
	Expenditure Total	524,122	793,902	485,825	517,600	544,500
	Department Total	1,352,242	1,635,811	1,326,458	1,460,350	1,472,882
Direct Revenue						
	Departmental Total Direct Revenue	-	-	-	-	-
	Other Revenue	206,732	153,799	96,975	135,982	150,180
	Cost in Tax Dollars	1,145,510	1,482,012	1,229,483	1,324,368	1,322,702
	Estimated Millage	2.10	2.64	2.10	2.26	2.19
	Percentage of General Fund Budget	2.76%	2.99%	2.22%	2.45%	2.41%
	Total Full Time Employees	15	15	15	15	15

**Oconee County, South Carolina
Finance Department (708)
2023-2024 Budget**

Account Number				Description	FY 2020 Actual	FY 2021 Actual	FY 2022 Actual	FY 2023 Amended Budget	FY 2024 Administrator Recommended
10	708	10110	00000	Salary and Wages	286,650	328,534	336,611	339,493	381,649
10	708	10710	00000	Overtime	425	956	1,369	1,000	2,000
10	708	20013	00000	Social Security	20,415	23,454	24,403	26,048	29,349
10	708	20014	00000	Retirement	41,643	50,017	52,311	59,619	67,024
10	708	20015	00000	Workers Compensation	952	1,370	1,411	1,364	1,534
10	708	20016	00000	Health Insurance	52,230	63,973	54,834	54,834	54,834
10	708	20027	00000	Dental	2,143	3,850	3,300	3,300	3,300
10	708	20028	00000	Vision	188	700	600	600	600
Salary and Wage Totals					404,646	472,854	474,839	486,258	540,290
10	708	30018	00000	Travel	484	-	-	-	-
10	708	30024	00000	Equipment Maintenance	-	-	-	-	-
10	708	30025	00000	Professional	8,465	19,953	33,554	10,300	18,000
10	708	30056	00000	Data Processing	173,798	190,696	205,619	200,000	296,180
10	708	30059	00000	Copies	3,956	4,523	5,360	4,800	4,800
10	708	30068	00000	Advertising	-	-	-	-	-
10	708	30080	00000	Dues: Organizations	1,224	1,345	1,095	1,150	1,150
10	708	30084	00000	Staff Development	1,349	280	790	3,000	4,000
10	708	40031	00000	Small Equipment	2,004	714	6,508	1,800	38,000
10	708	40032	00000	Operational	7,172	5,408	6,456	6,000	1,500
10	708	40045	00000	IT Replacement Equipment/Software	4,001	-	3,452	2,000	2,000
10	708	40102	00000	Periodicals	50	-	-	-	-
10	708	80708	00000	Vehicle Maintenance	-	-	-	-	-
10	708	81708	00000	Gasoline	24	-	-	-	-
Expenditure Total					202,527	222,919	262,834	229,050	365,630
Department Total					607,173	695,773	737,673	715,308	905,920
Direct Revenue									
Departmental Total Direct Revenue					-	-	-	-	-
Other Revenue					92,825	65,417	53,930	66,606	92,371
Cost in Tax Dollars					514,348	630,356	683,743	648,702	813,549
Estimated Millage					0.94	1.12	1.17	1.11	1.35
Percentage of General Fund Budget					1.24%	1.27%	1.24%	1.20%	1.49%
Total Full Time Employees					6	6	6	6	7

**Oconee County, South Carolina
Fire/Emergency Services (107)
2023-2024 Budget**

Account Number				Description	FY 2020 Actual	FY 2021 Actual	FY 2022 Actual	FY 2023 Amended Budget	FY 2024 Administrator Recommended
10	107	10110	00000	Salary and Wages	1,324,581	1,358,981	1,444,408	1,821,721	1,939,570
10	107	10710	00000	Overtime	40,673	57,784	165,306	30,000	50,000
10	107	20013	00000	Social Security	101,602	103,977	117,145	139,780	152,202
10	107	20014	00000	Retirement	233,603	252,440	301,245	363,704	396,273
10	107	20015	00000	Workers Compensation	144,627	157,278	194,956	224,197	529,129
10	107	20016	00000	Health Insurance	250,248	319,865	319,865	383,838	383,838
10	107	20027	00000	Dental	15,898	19,250	19,250	23,100	23,100
10	107	20028	00000	Vision	1,864	3,500	3,500	4,200	4,200
Salary and Wage Totals					2,113,096	2,273,075	2,565,675	2,990,540	3,478,312
10	107	30018	00000	Travel	-	-	-	-	-
10	107	30024	00000	Equipment Maintenance	17,499	13,545	18,249	16,000	18,000
10	107	30025	00000	Professional	1,036	8,149	3,888	5,000	5,000
10	107	30041	00000	Telecommunications	4,096	4,572	4,442	5,500	6,500
10	107	30056	00000	Data Processing	28,564	25,231	29,294	35,000	35,000
10	107	30059	00000	Copier Click Charges	3,583	3,548	5,506	4,600	4,650
10	107	30062	00000	Medical - Physicals for Volunteers and Medical Supplies	80,476	84,402	81,712	90,000	95,000
10	107	30080	00000	Dues: Organizations	1,797	2,407	2,498	3,500	3,500
10	107	30084	00000	Staff Development	15,910	39,144	47,984	60,000	70,000
10	107	30090	00000	Commission Honoraria	1,100	900	900	1,200	1,200
10	107	30810	90910	Maint Rep Watershed Local USDA	-	328,103	-	-	-
10	107	33022	00000	Buildings/Grounds Maintenance	13,165	20,485	18,373	23,000	25,000
10	107	34042	00140	Fuel Oil Oakway	-	-	120	-	-
10	107	34043	00000	Electricity	8,928	10,207	9,427	9,200	9,000
10	107	34044	00000	Water/Sewer/Garbage	923	880	990	1,000	1,200
10	107	40027	00193	Safety Equipment - FEMA	-	654	7,194	-	-
10	107	40031	00000	Small Equipment	42,306	88,943	102,968	25,000	30,000
10	107	40031	00000	Small Equipment New Hires	-	-	6,222	12,000	40,000
				Small Equipment New Hire Turn Out Gear	-	-	-	-	30,000
10	107	40031	00000	Small Equipment - Turn Out	-	-	-	26,000	18,000
10	107	40031	00193	Small Equipment - FEMA	-	8,889	-	-	-
10	107	40031	02019	Small Equipment - 2019	-	39,877	35,957	-	-
10	107	40031	91166	Small Equipm - FY2020 AFG	-	-	251,760	-	-
10	107	40031	00000	Small Equipment - BountyLand	-	-	-	32,520	4,250
				Small Equipment-Wells Highway	-	-	-	-	25,000
10	107	40032	00000	Operational	20,097	27,930	26,216	28,000	32,000
10	107	40032	00000	Operational BountyLand	-	-	-	2,354	-
				Operational-Wells Highway	-	-	-	-	3,200
10	107	40033	00000	Postage	242	17	-	200	200
10	107	40034	00000	Food	5,241	7,526	7,255	8,000	8,000
10	107	40045	00000	It Replacement Equipment/Software	5,089	5,055	2,845	4,000	8,000
10	107	40065	00000	Uniforms/Clothing	17,876	15,998	29,792	35,000	38,100
				Uniforms/Clothing New Hire Positions	-	-	-	-	10,000
				SCBAs Lease Payment	-	-	-	153,000	288,692
10	107	80107	00000	Vehicle Maintenance	121,240	158,271	183,553	165,000	175,000
10	107	81107	00000	Gasoline	43,914	49,255	88,306	60,000	65,000
10	107	82107	00000	Diesel	7,925	5,047	6,857	8,000	10,000
				Oconee Fire/Medical Contribution	1,585,000	1,735,000	1,735,000	1,735,000	3,135,000
				LEPC Budget	-	-	-	-	5,000
10	107	99999	00000	Miscellaneous Grant Match	9,918	1,522	8,445	10,000	12,000
Expenditure Total					2,035,925	2,685,557	2,715,753	2,558,074	4,211,492
Department Total					4,149,021	4,958,632	5,281,428	5,548,614	7,689,804

**Oconee County, South Carolina
Fire/Emergency Services (107)
2023-2024 Budget**

Account Number	Description	FY 2020 Actual	FY 2021 Actual	FY 2022 Actual	FY 2023 Amended Budget	FY 2024 Administrator Recommended
Direct Revenue						
	Departmental Total Direct Revenue	-	-	-	-	-
	Other Revenue	634,307	466,211	386,117	516,664	784,080
	Cost in Tax Dollars	3,514,714	4,492,420	4,895,311	5,031,950	6,905,724
	Estimated Millage	6.44	8.00	8.35	8.58	11.45
	Percentage of General Fund Budget	8.48%	9.05%	8.85%	9.30%	12.61%
	Total Full Time Employees	36	36	39	42	52

**Oconee County, South Carolina
Health Department (403)
2023-2024 Budget**

Account Number				Description	FY 2020 Actual	FY 2021 Actual	FY 2022 Actual	FY 2023 Amended Budget	FY 2024 Administrator Recommended
10	403	30041	00000	Telecommunications	1,548	1,586	1,570	1,500	1,500
10	403	30062	00000	Medical	5,351	289	945	5,500	5,500
10	403	33022	00000	Building/Grounds Maintenance	3,363	3,861	47,932	3,000	3,000
10	403	34043	00000	Electricity	13,700	12,891	13,116	13,500	13,500
10	403	34044	00000	Water/Sewer/Garbage	1,879	2,475	3,170	1,500	2,000
10	403	40031	00000	Small Equipment	-	-	-	800	-
10	403	40032	00000	Operational	648	745	1,964	3,000	3,200
10	403	40033	00000	Postage	254	322	332	350	-
Expenditure Total					26,743	22,169	69,029	29,150	28,700
Department Total					26,743	22,169	69,029	29,150	28,700
Direct Revenue									
Departmental Total Direct Revenue					-	-	-	-	-
Other Revenue					-	-	-	-	-
Cost in Tax Dollars					26,743	22,169	69,029	29,150	28,700
Estimated Millage					0.05	0.04	0.12	0.05	0.05
Percentage of General Fund Budget					0.05%	0.04%	0.12%	0.05%	0.05%
Total Full Time Employees					-	-	-	-	-

**Oconee County, South Carolina
Health and Human Services (705)
2023-2024 Budget**

Account Number				Description	FY 2020 Actual	FY 2021 Actual	FY 2022 Actual	FY 2023 Amended Budget	FY 2024 Administrator Recommended
				Charity Medical:					
10	705	60083	00000	Rosa Clark Medical Clinic	80,000	80,000	80,000	80,000	80,000
10	705	60583	00000	Medically Indigent Assistance	153,970	153,752	153,967	153,967	153,967
10	705	95100	20239	Helping Hands (Contract)	35,000	-	-	-	-
Charity Medical Expenditure Total					268,970	233,752	233,967	233,967	233,967
				Direct Aid					
10	705	95100	02041	CAT Bus System	60,000	60,000	60,000	60,000	60,000
10	705	95100	20205	OC Board of Disabilities and Special Needs	75,000	75,000	75,000	75,000	75,000
10	705	95100	20206	Anderson, Oconee, and Pickens Mental Health	60,000	60,000	60,000	60,000	60,000
10	705	95100	20216	Senior Solutions/Lake View Assisted	92,900	92,900	-	92,900	92,900
10	705	95100	00000	Oconee Support	157,932	126,132	246,122	215,000	175,000
Direct Aid Expenditure Total					445,832	414,032	441,122	502,900	462,900
Department Total					714,802	647,784	675,089	736,867	696,867
Direct Revenue									
Departmental Total Direct Revenue					-	-	-	-	-
Other Revenue					109,280	60,905	49,355	68,614	71,055
Cost in Tax Dollars					605,522	586,879	625,734	668,253	625,812
Estimated Millage					1.11	1.05	1.07	1.14	1.04
Percentage of General Fund Budget					1.46%	1.18%	1.13%	1.23%	1.14%
Total Full Time Employees					-	-	-	-	-

**Oconee County, South Carolina
High Falls Park (203)
2023-2024 Budget**

Account Number				Description	FY 2020 Actual	FY 2021 Actual	FY 2022 Actual	FY 2023 Amended Budget	FY 2024 Administrator Recommended
10	203	10110	00000	Salary and Wages	182,166	184,254	191,669	202,853	239,887
10	203	10710	00000	Overtime	7,186	8,987	11,578	8,500	8,500
10	203	20013	00000	Social Security	13,898	14,096	14,428	16,245	19,002
10	203	20014	00000	Retirement	27,731	30,143	33,468	37,173	43,617
10	203	20015	00000	Workers Compensation	8,027	9,219	11,172	10,482	10,159
10	203	20016	00000	Health Insurance	44,161	45,695	45,695	45,695	45,695
10	203	20027	00000	Dental	721	2,500	2,750	2,750	2,750
10	203	20028	00000	Vision	48	500	500	500	500
Salary and Wage Totals					283,938	295,394	311,260	324,198	370,110
10	203	30024	00000	Equipment Maintenance	192	691	76	700	700
10	203	30025	00000	Professional	51,967	53,837	65,961	50,098	50,098
10	203	30037	00000	Equipment Rental	2,990	3,698	-	-	-
10	203	30041	00000	Telecommunication (Lake Hartwell Ranger)	-	-	-	600	600
10	203	30059	00000	Copier Click Charges	445	298	595	500	500
10	203	33022	00000	Building/Grounds Maintenance	16,828	17,773	15,888	-	-
10	203	34042	00000	Gas and Fuel Oil	2,093	5,081	6,502	4,150	5,500
10	203	34043	00000	Electricity	28,636	42,345	37,323	33,000	36,000
10	203	34044	00000	Water/Sewer/Garbage	2,888	2,854	6,662	5,000	5,000
10	203	40027	00000	Safety Equipment (swim area)	-	672	696	1,000	1,000
10	203	40031	00000	Small Equipment	3,410	1,891	4,217	2,000	2,000
10	203	40032	00000	Operational	12,915	18,842	19,296	14,000	20,000
10	203	40034	00000	Food	122	56	45	200	200
10	203	40045	00000	IT Replacement/Software	-	-	863	500	1,000
10	203	40065	00000	Uniforms/Clothing	2,091	1,599	1,690	2,250	3,000
10	203	40832	00000	Concessions	5,453	7,294	20,125	10,000	20,000
10	203	60735	00000	General Gravel Use	11,263	752	482	5,000	5,000
Expenditure Total					141,293	157,683	180,421	128,998	150,598
Department Total					425,231	453,077	491,681	453,196	520,708
Direct Revenue									
10	80	805	00203	High Falls Park	131,234	220,987	220,798	225,000	250,000
10	80	805	62051	Fairplay Recreation Area	5,150	3,787	3,092	3,500	-
10	80	805	62052	Lawrence Bridge Recreation Area	4,463	3,505	2,512	3,500	-
10	80	805	62053	Mullins Ford	273	445	336	500	-
10	80	805	62054	Choestoea Landing	1,062	1,721	962	1,600	-
10	80	805	62055	Port Bass Landing	10	-	-	-	-
10	80	805	62056	Seneca Creek Landing	3,220	2,543	1,095	2,500	-
10	80	805	62057	South union Landing	901	487	333	500	-
Departmental Total Direct Revenue					131,234	220,987	220,798	225,000	250,000
Other Revenue					65,010	42,598	35,946	42,200	53,093
Cost in Tax Dollars					228,987	189,492	234,937	185,996	217,615
Estimated Millage					0.42	0.34	0.40	0.32	0.36
Percentage of General Fund Budget					0.87%	0.83%	0.82%	0.76%	0.85%
Total Full Time Employees					5	5	5	5	5

**Oconee County, South Carolina
Human Resources (710)
2023-2024 Budget**

Account Number				Description	FY 2020 Actual	FY 2021 Actual	FY 2022 Actual	FY 2023 Amended Budget	FY 2024 Administrator Recommended
10	710	10110	00000	Salary and Wages	172,565	176,965	218,920	240,253	180,658
10	710	10710	00000	Overtime	175	-	76	500	500
10	710	20013	00000	Social Security	11,928	12,321	15,400	18,456	13,859
10	710	20014	00000	Retirement	25,166	27,425	35,508	42,364	31,811
10	710	20015	00000	Workers Compensation	1,702	1,987	3,557	1,586	562
10	710	20016	00000	Health Insurance	29,291	27,417	27,417	36,556	27,417
10	710	20027	00000	Dental	287	1,650	1,650	2,200	1,650
10	710	20028	00000	Vision	22	300	300	400	300
Salary and Wage Totals					241,136	248,065	302,828	342,315	256,757
10	710	30018	00000	Travel	553	-	-	200	100
10	710	30025	00000	Professional	2,969	6,935	6,633	4,000	16,000
10	710	30041	00000	Telecommunications	360	-	-	-	-
10	710	30056	00000	Data Processing	-	-	-	-	-
10	710	30059	00000	Copies	1,291	1,219	1,713	2,500	2,500
10	710	30062	00000	Medical	60,248	66,372	101,233	60,000	65,000
10	710	30080	00000	Dues: Organizations	259	538	937	460	600
10	710	30084	00000	Staff Development	1,453	1,840	3,242	3,000	4,000
10	710	40027	00000	Safety Equipment	2,556	3,355	3,576	3,500	-
10	710	40031	00000	Small Equipment	3,184	3,033	-	1,250	1,250
10	710	40032	00000	Operational	1,679	2,672	7,598	3,500	3,500
10	710	40034	00000	Food	7	-	-	200	200
10	710	40045	00000	IT Replacement Equipment/Software	2,395	-	1,220	1,500	1,500
10	710	40102	00000	Periodicals	1,101	935	-	1,392	1,392
10	710	80747	00000	Vehicle Maintenance	157	-	-	-	-
10	710	81747	00000	Gasoline	54	91	-	-	-
Expenditure Total					78,266	86,990	126,152	81,502	96,042
Department Total					319,402	335,055	428,980	423,817	352,799
Direct Revenue									
Departmental Total Direct Revenue					-	-	-	-	-
Other Revenue					48,831	31,502	31,362	39,464	35,973
Cost in Tax Dollars					270,572	303,553	397,618	384,353	316,826
Estimated Millage					0.50	0.54	0.68	0.66	0.53
Percentage of General Fund Budget					0.65%	0.61%	0.72%	0.71%	0.58%
Total Full Time Employees					3	3	3	4	3

**Oconee County, South Carolina
Information Technology (711)
2023-2024 Budget**

Account Number				Description	FY 2020 Actual	FY 2021 Actual	FY 2022 Actual	FY 2023 Amended Budget	FY 2024 Administrator Recommended
10	711	10110	00000	Salary and Wages	293,166	339,235	398,950	421,125	430,678
10	711	20013	00000	Social Security	21,206	24,611	29,335	32,217	32,947
10	711	20014	00000	Retirement	42,357	52,215	65,688	73,850	75,627
10	711	20015	00000	Workers Compensation	2,501	3,017	5,575	3,386	3,066
10	711	20016	00000	Health Insurance	46,629	54,834	63,973	63,973	54,834
10	711	20027	00000	Dental	619	3,300	3,850	3,850	3,300
10	711	20028	00000	Vision	14	600	700	700	600
Salary and Wage Totals					406,492	477,812	568,071	599,101	601,052
10	711	30024	00000	Equipment Maintenance	76,966	52,522	79,020	124,000	150,000
10	711	30024	00073	Equipment Maintenance - GIS	50,000	50,000	55,000	59,000	59,000
10	711	30025	00000	Professional	32,706	17,151	7,547	20,000	20,000
10	711	30025	00073	Professional - GIS	6,000	11,073	14,573	10,000	17,000
10	711	30025	00371	Professional-Website	24,000	24,000	24,000	24,000	24,000
10	711	30037	00000	Equipment - Leased/Rented	40,630	40,630	40,630	78,000	78,000
10	711	30041	00000	Telecommunications	139,683	147,482	144,550	148,000	148,000
10	711	30056	00000	Data Processing	88,878	41,474	58,706	65,000	75,000
10	711	30059	00000	Copier Click Charges	344	250	345	300	400
10	711	30084	00000	Staff Development	-	-	750	2,500	2,500
10	711	40031	00000	Small Equipment	9,342	31,108	9,705	10,000	12,500
10	711	40031	00073	Small Equipment - GIS	-	-	-	1,500	1,500
10	711	40032	00000	Operational	2,434	3,968	2,943	4,000	4,500
10	711	40045	00000	IT Replacement EQ/Software (All Dept)	27,549	7,071	44,977	60,000	60,000
10	711	80711	00000	Vehicle Maintenance	508	414	1,740	2,000	2,000
10	711	81711	00000	Gasoline	2,129	2,032	3,987	4,000	4,000
Expenditure Total					501,169	429,175	488,473	612,300	658,400
Department Total					907,661	906,987	1,056,544	1,211,401	1,259,452
Direct Revenue									
Departmental Total Direct Revenue					-	-	-	-	-
Other Revenue					138,764	85,275	77,242	112,801	128,418
Cost in Tax Dollars					768,897	821,712	979,302	1,098,600	1,131,034
Estimated Millage					1.41	1.46	1.67	1.87	1.88
Percentage of General Fund Budget					1.85%	1.66%	1.77%	2.03%	2.06%
Total Full Time Employees					5	5	6	6	6

**Oconee County, South Carolina
Legislative Delegation (706)
2023-2024 Budget**

Account Number				Description	FY 2020 Actual	FY 2021 Actual	FY 2022 Actual	FY 2023 Amended Budget	FY 2024 Administrator Recommended
10	706	10110	00000	Salary and Wages	55,912	56,559	54,575	62,217	58,695
10	706	20013	00000	Social Security	4,207	4,275	4,366	4,759	4,490
10	706	20014	00000	Retirement	8,155	8,759	9,505	10,925	10,307
10	706	20015	00000	Workers Compensation	1,383	1,619	1,734	217	182
10	706	20016	00000	Health Insurance	11,341	9,139	9,139	9,139	9,139
10	706	20027	00000	Dental	39	500	550	550	550
10	706	20028	00000	Vision	16	100	100	100	100
Salary and Wage Totals					81,053	80,951	79,969	87,907	83,463
10	706	30018	00000	Travel	509	-		800	800
10	706	30059	00000	Copier Click Charges	1,081	990	928	750	750
10	706	30071	00000	Rent	11,400	11,400	11,400	11,400	11,400
10	706	40031	00000	Small Equipment	-	-		500	500
10	706	40032	00000	Operational	496	1,564	362	1,500	1,000
10	706	40033	00000	Postage	38	-		100	-
Expenditure Total					13,524	13,954	12,690	15,050	14,450
Department Total					94,577	94,905	92,659	102,957	97,913
Direct Revenue									
Departmental Total Direct Revenue					-	-	-	-	-
Other Revenue					14,459	8,923	6,774	9,587	9,984
Cost in Tax Dollars					80,118	85,982	85,885	93,370	87,929
Estimated Millage					0.03	0.03	0.02	0.03	0.02
Percentage of General Fund Budget					0.19%	0.17%	0.16%	0.17%	0.16%
Total Full Time Employees					1	1	1	1	1

**Oconee County, South Carolina
Library (206)
2023-2024 Budget**

Account Number				Description	FY 2020 Actual	FY 2021 Actual	FY 2022 Actual	FY 2023 Amended Budget	FY 2024 Administrator Recommended
10	206	10110	00000	Salary and Wages	665,933	673,847	668,830	786,981	740,811
10	206	10710	00000	Overtime	121	-	174	-	-
10	206	20013	00000	Social Security	48,525	48,941	48,503	60,204	56,672
10	206	20014	00000	Retirement	97,321	104,386	110,043	138,194	130,086
10	206	20015	00000	Workers Compensation	7,794	9,054	9,061	4,202	2,297
10	206	20016	00000	Health Insurance	189,663	173,641	173,641	173,641	173,641
10	206	20027	00000	Dental	4,441	10,450	10,450	10,450	10,450
10	206	20028	00000	Vision	201	1,900	1,900	1,900	1,900
Salary and Wage Totals					1,013,999	1,022,219	1,022,602	1,175,572	1,115,857
10	206	30024	00000	Equipment Maintenance	2,470	2,500	1,255	2,500	2,703
10	206	30025	00000	Professional	110,058	111,624	144,648	140,000	140,000
10	206	30041	00000	Telecommunications	912	912	1,147	1,000	1,000
10	206	30056	00000	Data Processing	26,216	27,716	28,289	28,817	29,477
10	206	30059	00000	Copier Click Charges	6,257	6,089	7,569	8,500	8,500
10	206	30068	00000	Advertising	-	-	-	-	-
10	206	30080	00000	Dues: Organizations	750	729	750	750	750
10	206	30084	00000	Staff Development	3,282	-	1,014	3,000	3,000
10	206	30090	00000	Commission Honoraria	900	900	900	900	900
10	206	33022	00207	Building/Grounds Maintenance -Walhalla	6,467	3,677	9,742	5,500	5,500
10	206	33022	00208	Building/Grounds Maintenance - Seneca	3,294	2,554	2,858	3,500	3,500
10	206	33022	00209	Building/Grounds Maintenance - Westminster	3,184	2,034	3,931	2,500	2,500
10	206	33022	00210	Building/Grounds Maintenance - Salem	2,121	4,235	2,585	2,020	2,020
10	206	34043	00207	Electricity - Walhalla	23,932	21,713	17,239	25,000	25,000
10	206	34043	00208	Electricity - Seneca	14,342	12,819	11,032	16,000	16,000
10	206	34043	00209	Electricity - Westminster	14,346	13,274	10,554	15,500	15,500
10	206	34043	00210	Electricity - Salem	5,000	5,000	5,000	5,000	5,000
10	206	34044	00207	Water/Sewer/Garbage - Walhalla	1,647	1,545	1,979	1,700	1,700
10	206	34044	00208	Water/Sewer/Garbage - Seneca	917	952	1,607	1,200	1,200
10	206	34044	00209	Water/Sewer/Garbage - Westminster	614	919	969	1,200	1,200
10	206	40031	00000	Small Equipment	2,894	5,300	5,453	2,800	2,800
10	206	40032	00000	Operational	8,943	11,207	6,652	8,000	8,000
10	206	40033	00000	Postage	347	667	33	500	500
10	206	40034	00000	Food	155	500	395	500	500
10	206	40045	00000	IT Replacement/Software	-	-	3,209	-	-
10	206	40101	00000	Books	85,573	85,732	92,456	85,000	85,000
10	206	40102	00000	Periodicals	22,200	22,197	22,200	22,200	22,500
10	206	40103	00000	Audio Visual	11,299	11,206	11,293	11,300	11,300
10	206	80206	00000	Vehicle Maintenance	886	1,988	2,718	1,500	1,500
10	206	81206	00000	Gasoline	2,091	2,315	3,957	3,000	4,000
10	206	82206	00000	Diesel	1,474	860	2,378	2,000	3,000
Expenditure Total					362,571	361,164	403,812	401,387	404,550
Department Total					1,376,570	1,383,383	1,426,414	1,576,959	1,520,407

**Oconee County, South Carolina
Library (206)
2023-2024 Budget**

Account Number				Description	FY 2020 Actual	FY 2021 Actual	FY 2022 Actual	FY 2023 Amended Budget	FY 2024 Administrator Recommended
Direct Revenue									
10	80	805	11000	Library Fines and Fees	18,776	11,610	13,262	15,000	15,000
Departmental Total Direct Revenue					18,776	11,610	13,262	15,000	15,000
Other Revenue					210,451	130,066	104,283	146,840	155,026
Cost in Tax Dollars					1,147,343	1,241,707	1,308,869	1,415,119	1,350,381
Estimated Millage					2.10	2.21	2.23	2.41	2.24
Percentage of General Fund Budget					2.81%	2.52%	2.39%	2.64%	2.49%
Total Full Time Employees					19	19	19	19	19

Description				FY 2020 Actual	FY 2021 Actual	FY 2022 Approved 6/22/2021	FY 2023 Administrator Recommended	FY 2023 Administrator Recommended
Maintenance of Effort				1,376,570	1,383,383	1,426,414	1,576,959	1,520,407
						49,844	200,389	137,024
No one time capital is to be included in totals.								

**Oconee County, South Carolina
Magistrate (509)
2023-2024 Budget**

Account Number				Description	FY 2020 Actual	FY 2021 Actual	FY 2022 Actual	FY 2023 Amended Budget	FY 2024 Administrator Recommended
10	509	10110	00000	Salary and Wages	496,130	523,121	535,867	627,809	542,974
10	509	10710	00000	Overtime	257	577	1,962	500	3,000
10	509	20013	00000	Social Security	37,339	38,161	39,622	42,941	41,767
10	509	20014	00000	Retirement	83,010	88,854	96,976	105,885	103,544
10	509	20015	00000	Workers Compensation	3,753	3,934	8,619	9,794	8,676
10	509	20016	00000	Health Insurance	93,649	82,252	82,251	82,251	82,251
10	509	20027	00000	Dental	860	4,950	4,950	4,950	4,950
10	509	20028	00000	Vision	67	900	900	900	900
Salary and Wage Totals					715,065	742,749	771,147	875,030	788,062
10	509	30018	00000	Travel	346	-	4	400	400
10	509	30026	00000	Court Expenditures	5,784	2,280	8,470	15,000	15,000
10	509	30041	00000	Telecommunications	342	-	106	500	500
10	509	30056	00000	Data Processing	25,000	25,000	25,000	25,000	25,000
10	509	30059	00000	Copier Click Charges	3,952	4,167	5,829	5,500	5,500
10	509	30071	00000	Rent	23,760	23,760	1,482	23,760	23,760
10	509	30080	00000	Dues: Organizations	585	325	785	600	600
10	509	30084	00000	Staff Development	3,406	-	3,444	3,000	6,000
10	509	33022	00000	Building/Grounds Maintenance	1,780	1,462	1,310	10,000	10,000
10	509	34042	00000	Gas and Fuel Oil - Walhalla	559	540	858	1,000	1,150
10	509	34043	00000	Electricity	8,800	8,822	10,408	12,000	12,000
10	509	34044	00000	Water/Sewer/Garbage - Seneca	662	973	721	1,000	1,000
10	509	40031	00000	Small Equipment	915	-	2,312	2,500	2,500
10	509	40032	00000	Operational	3,839	4,505	7,183	5,500	5,500
10	509	40034	00000	Food	17	139	106	500	500
10	509	40045	00000	IT Replacement Equipment/Software	3,104	99	3,828	5,000	5,000
10	509	50850	00034	Capitl Building Westminster Mag	-	-	431,221		
10	509	80509	00000	Vehicle Maintenance	445	17	669	1,500	1,500
10	509	81509	00000	Gasoline	710	668	1,639	2,000	2,000
Expenditure Total					84,005	72,757	505,375	114,760	117,910
Department Total					799,070	815,506	1,276,522	989,790	905,972
Direct Revenue									
10	80	805	16001	Magistrate Fines	227,101	239,193	255,207	220,000	250,000
10	80	805	16002	Magistrate Court Fees	1,420	1,371	2,729	-	2,500
10	80	805	16003	Magistrate Civil Paper Fees	92,008	85,401	84,196	85,000	90,000
10	80	805	16004	25% Boating Fines Retained	689	1,049	1,192	1,100	1,200
10	80	805	16016	Liter Fines (90% GF)	2,630	1,004	559	1,500	1,000
10	80	805	16030	Magistrate Collection Cost	2,451	2,631	2,660	2,500	2,500
Departmental Total Direct Revenue					227,101	239,193	255,207	220,000	250,000
Other Revenue					122,163	76,674	93,325	92,165	92,376
Cost in Tax Dollars					449,807	499,639	927,990	677,625	563,596
Estimated Millage					0.82	0.89	1.58	1.16	0.93
Percentage of General Fund Budget					1.63%	1.49%	2.14%	1.66%	1.49%
Total Full Time Employees					9	9	9	9	10

**Oconee County, South Carolina
Non-Departmental (709)
2023-2024 Budget**

Account Number				Description	FY 2020 Actual	FY 2021 Actual	FY 2022 Actual	FY 2023 Amended Budget	FY 2024 Administrator Recommended
10	709	20013	00000	Misc Social Security	922	-	-	-	-
10	709	20014	00000	Retirement Reimb	(372,676)	-	-	-	-
10	709	20015	00000	Workers Compensation	-	(169,871)	-	-	-
10	709	20016	00000	Health Insurance - Overage	-	1,239,293	2,512,552	-	-
10	709	20029	00000	Retiree Health Stipend	179,230	176,521	190,890	150,000	200,000
10	709	20032	00000	Pcori Fee	2,720	2,846	3,055	-	4,000
10	709	30025	00000	Professional	-	-	150,015	-	-
10	709	30025	00025	Professional Quarterly Shred	-	-	-	5,000	-
10	709	30037	00000	Mail Machine	4,594	4,594	339	5,000	5,000
10	709	30041	00000	Telecommunications	142,679	154,224	143,094	150,000	145,000
10	709	30066	00000	P & L Insurance	951,863	1,164,487	1,109,544	1,200,000	1,200,000
10	709	30068	00000	Advertising	250,208	243,140	214,133	225,000	220,000
10	709	30780	00000	Unemployment	7,957	13,101	-	15,000	10,000
10	709	40032	00019	Community Safety	-	65,549	20,907	100,000	55,000
10	709	40031	00000	Non Capital Equipment	500	1,587	143	-	-
10	709	40032	00000	Operational	14	469	327	-	-
10	709	40033	00000	Postage	61,664	51,356	81,138	60,000	80,000
10	709	30025	00017	Health Clinic at Pine Street	35,577	17,193	-	25,000	20,000
10	709	50840	00106	Pine Street Security Implementation	-	-	-	-	-
10	709	50860	00000	Capital Land	-	-	96,911	-	-
10	709	50860	00094	Capital Land-Bountyland Substation	-	-	100,915	-	-
10	709	XXXXX	00190	Covid 19	134,773	247,862	19,043	-	-
10	709	XXXXX	00191	Tornado	90,415	77,634	-	-	-
10	709	XXXXX	00192	Flood Event	47,905	109,473	8,800	-	-
					1,538,345	3,399,458	4,651,806	1,935,000	1,939,000

Debt Service									
10	709	55100	02015	2015 Lease-Principal Payoff 10/01/2020 \$4,200,000 Last Payment FY 20/21 10/01/2020 \$866,278.65	870,995	848,088	-	-	-
10	709	55200	02015	2015 Lease-Interest Payoff 10/01/2020 \$4,200,000	21,123	19,519	-	-	-
10	709	55100	02018	Principal Payment - 2018 BB&T Capital Lease Last Payment FY 23/24 06/01/2024 \$365,000	57,968	59,765	61,618	63,528	65,497
10	709	55200	02018	Interest Payment - 2018 BB&T Capital Lease Purchase	-	7,763	5,910	4,000	2,030
10	709	55300	02018	Issuance Cost - 2018 Capital Lease Purchase	-	-	-	-	-
10	709	55100	02019	2019 Lease - Principal BB&T Payoff 11/22/2024 2.2M	-	422,833	431,247	439,829	448,582
10	709	55200	02019	2019 Lease - Interest BB&T	9,560	43,780	35,366	26,784	18,031
10	709	55300	02019	Issuance Cost - 2019 Capital Lease Purchase	23,000.00	-	-	-	-
10	709	55100	02020	2020 Lease - Principal JCI - TD Equip Finance - Pay off 01/01/2036	-	-	157,357	158,572	165,248
10	709	55200	02020	2020 Lease - Interest - TD Equip Finance	-	-	47,044	49,861	47,338
10	709	55300	02020	2020 Lease - Issuance Cost GASB Lease Principal	-	-	147,754	-	-
Expenditure Total					982,646	1,401,748	886,296	742,574	746,726
Department Total					2,520,991	4,801,206	5,538,102	2,677,574	2,685,726

**Oconee County, South Carolina
Non-Departmental (709)
2023-2024 Budget**

Direct Revenue					
Departmental Total Direct Revenue	-	-	-	-	-
Other Revenue	385,412	451,410	404,882	249,325	273,846
Cost in Tax Dollars	2,135,579	4,349,796	5,133,220	2,428,249	2,411,880
Estimated Millage	3.91	7.75	8.75	4.14	4.00
Percentage of General Fund Budget	5.15%	8.76%	9.28%	4.49%	4.40%
Total Full Time Employees	-	-	-	-	-

**Oconee County, South Carolina
Parks, Recreation, and Tourism (202)
2023-2024 Budget**

Account Number				Description	FY 2020 Actual	FY 2021 Actual	FY 2022 Actual	FY 2023 Amended Budget	FY 2024 Administrator Recommended
10 202 10110 00000	Salary and Wages	165,634	163,803	171,860	391,670	321,670			
10 202 10710 00000	Overtime	634	161	43	-	-			
10 202 20013 00000	Social Security	11,524	11,454	12,038	29,963	24,608			
10 202 20014 00000	Retirement	23,078	25,382	28,462	68,638	56,485			
10 202 20015 00000	Workers Compensation	7,591	8,899	10,450	7,485	6,679			
10 202 20016 00000	Health Insurance	32,577	45,695	45,695	63,973	45,695			
10 202 20027 00000	Dental	478	2,750	2,750	3,850	2,750			
10 202 20028 00000	Vision	53	500	500	700	500			
Salary and Wage Totals		241,569	258,644	271,798	566,279	458,387			
10 202 30059 00000	Copier Click Charges	1,406	787	1,253	1,500	1,500			
10 202 30068 00000	Advertising	159	-	-	-	-			
10 202 30080 00000	Dues: Organizations	1,096	1,255	1,361	1,175	1,175			
10 202 30084 00000	Staff Development	6,901	3,723	8,776	7,000	7,000			
10 202 30090 00000	Commission Honoraria	700	700	700	700	700			
10 202 30901 00000	Recreation - District 1	30,000	30,000	30,000	50,000	50,000			
10 202 30902 00000	Recreation - District 2	30,000	30,000	30,000	50,000	50,000			
10 202 30903 00000	Recreation - District 3	30,000	30,000	30,000	50,000	50,000			
10 202 30904 00000	Recreation - District 4	30,000	30,000	30,000	50,000	50,000			
10 202 30905 00000	Recreation - District 5	30,000	30,000	30,000	50,000	50,000			
10 202 34043 62051	Electricity - Fairplay Rec Area	1,096	968	959	1,400	1,400			
10 202 34043 62052	Electricity - Lawrence Br. Rec Area	662	604	746	1,000	1,000			
10 202 34043 62053	Electricity - Mullins Ford Landing	1,443	1,374	1,369	1,500	1,500			
10 202 34043 62058	Electricity-Friendship Rec Area	-	272	2,677	1,400	1,400			
10 202 34044 62051	Water/Sewer - Fairplay Rec Area	740	615	457	600	600			
10 202 34044 62052	Water/Sewer-Lawrence Bridge Rec	321	339	365	600	600			
10 202 34044 62058	Water/Sewer-Friendship Rec Area	-	184	451	600	600			
10 202 34044 62060	Creek	-	-	-	-	600			
10 202 40027 00000	Safety Equipment	3,420	2,533	4,533	3,050	3,500			
10 202 40031 00000	Small Equipment	477	1,000	454	1,000	1,000			
10 202 40032 00000	Operational	1,127	2,263	1,676	3,500	3,500			
10 202 40034 00000	Food	198	61	194	200	200			
10 202 40065 00000	Uniforms/Clothing	254	242	360	400	400			
10 202 40102 00000	Magazines/Newspapers	-	-	-	-	-			
10 202 60735 00000	General Gravel Use	2,269	224	3,226	4,000	4,000			
10 202 80202 00000	Vehicle Maintenance	20,728	17,189	18,056	13,000	20,000			
10 202 81202 00000	Gasoline	14,283	15,660	24,930	20,000	20,000			
10 202 82202 00000	Diesel	841	393	1,010	1,100	1,100			
10 202 95100 20221	Visit Oconee	85,000	85,000	85,000	75,000	75,000			
10 202 95100 20223	Foothills YMCA	2,500	2,500	2,500	2,500	2,500			
10 202 95100 20228	Oconee Heritage Center Museum	35,000	35,000	35,000	5,000	5,000			
10 202 95100 20234	Arts and Historical Commission	4,143	6,000	3,000	7,500	5,000			
10 202 99999 00000	Miscellaneous Grant Match	-	-	-	-	-			
Expenditure Total		334,764	328,886	349,053	403,725	409,275			
Department Total		576,333	587,530	620,851	970,004	867,662			

**Oconee County, South Carolina
Parks, Recreation, and Tourism (202)
2023-2024 Budget**

Account Number	Description	FY 2020 Actual	FY 2021 Actual	FY 2022 Actual	FY 2023 Amended Budget	FY 2024 Administrator Recommended
Direct Revenue						
Departmental Total Direct Revenue		-	-	-	-	-
Other Revenue		88,110	55,240	45,389	90,323	88,470
Cost in Tax Dollars		488,223	532,290	575,462	879,681	779,192
Estimated Millage		0.89	0.95	0.98	1.50	1.29
Percentage of General Fund Budget		1.18%	1.07%	1.04%	1.63%	1.42%
Total Full Time Employees		5	5	5	5	5

**Oconee County, South Carolina
Planning Department (712)
2023-2024 Budget**

Account Number				Description	FY 2020 Actual	FY 2021 Actual	FY 2022 Actual	FY 2023 Amended Budget	FY 2024 Administrator Recommended
10	712	10110	00000	Salary and Wages	161,895	144,675	176,748	214,786	255,719
10	712	10710	00000	Overtime	306	54	44	-	
10	712	20013	00000	Social Security	11,712	10,693	12,950	16,431	19,562
10	712	20014	00000	Retirement	23,642	22,698	28,349	37,946	44,904
10	712	20015	00000	Workers Compensation	3,886	3,192	5,810	6,303	7,032
10	712	20016	00000	Health Insurance	32,477	36,556	36,556	36,556	45,695
10	712	20027	00000	Dental	933	2,200	2,200	2,200	2,750
10	712	20028	00000	Vision	83	400	400	400	500
Salary and Wage Totals					234,934	220,468	263,057	314,622	376,162
10	712	30025	00000	Professional	37,087	1,775	14,542	100,000	50,000
10	712	30056	00000	Data Processing	1,625	-	1,212	3,000	-
10	712	30059	00000	Copies	2,318	959	1,029	1,200	1,300
10	712	30080	00000	Dues: Organizations	838	366	326	1,000	1,000
10	712	30084	00000	Staff Development	912	99	4,279	5,000	6,000
10	712	30090	00000	Commission Honoraria	4,600	3,425	3,375	5,000	4,000
10	712	40027	00000	Safety Equipment	105	222	1,132	1,000	1,000
10	712	40031	00000	Non-Cap Equipment	650	318	10,896	1,500	4,000
10	712	40032	00000	Operational	2,069	868	2,408	3,500	3,000
10	712	40034	00000	Food	-	37	54	250	250
10	712	40045	00000	IT Replacement Equipment/Software	896	-	1,452	2,000	2,000
10	712	40065	00000	Clothing/Uniforms		528	323	500	500
10	712	80712	00000	Vehicle Maintenance	93	405	27,483	2,000	2,000
10	712	81712	00000	Gasoline	578	604	3,909	4,000	4,000
Expenditure Total					51,771	9,606	72,420	129,950	79,050
Department Total					286,705	230,074	335,477	444,572	455,212
Direct Revenue									
10	80	805	13724	Land Use Appeals - Planning	800	2,850	4,250	2,500	3,000
10	80	805	13753	Zoning Permit Fees	21,775	25,035	28,850	25,000	30,000
Departmental Total Direct Revenue					22,575	27,885	33,100	27,500	33,000
Other Revenue					43,832	21,632	24,526	41,397	46,415
Cost in Tax Dollars					220,298	180,557	277,851	375,675	375,797
Estimated Millage					0.40	0.32	0.47	0.64	0.62
Percentage of General Fund Budget					0.59%	0.42%	0.56%	0.74%	0.75%
Total Full Time Employees					4	4	4	4	5

**Oconee County, South Carolina
Probate Court (502)
2023-2024 Budget**

Account Number	Description	FY 2020 Actual	FY 2021 Actual	FY 2022 Actual	FY 2023 Amended Budget	FY 2024 Administrator Recommended
10 502 10110 00000	Salary and Wages	227,148	225,827	187,279	232,963	266,331
10 502 10710 00000	Overtime	1,105	-	90	-	500
10 502 20013 00000	Social Security	16,428	16,204	13,690	17,860	2,041
10 502 20014 00000	Retirement	33,984	36,830	31,930	40,997	46,856
10 502 20015 00000	Workers Compensation	2,493	2,799	3,098	2,805	3,043
10 502 20016 00000	Health Insurance	47,861	45,695	45,695	45,695	45,695
10 502 20027 00000	Dental	1,003	2,750	2,750	2,750	2,750
10 502 20028 00000	Vision	48	500	500	500	500
Salary and Wage Totals		330,070	330,605	285,032	343,570	367,716
10 502 30018 00000	travel					1,000
10 502 30024 00000	Equipment Maintenance	2,400	2,400	3,000	2,400	2,400
10 502 30025 00000	Professional	-	9,037	38,197	10,000	5,000
10 502 30026 00000	Court Expenditures	1,249	727	4,837	5,000	8,300
10 502 30041 00000	Telecommunications	450	-	-	400	400
10 502 30059 00000	Copier Click Charges	2,758	2,116	3,955	3,600	3,600
10 502 30080 00000	Dues: Organizations	680	275	382	800	1,605
10 502 30084 00000	Staff Development	2,826	1,638	3,047	3,300	6,000
10 502 40031 00000	Small Equipment	3,039	1,362	1,288	1,400	1,400
10 502 40032 00000	Operational	8,419	10,820	6,299	8,000	9,000
10 502 40034 00000	Food	69	505	40	100	600
10 502 40045 00000	IT Replacement Equipment/Software	1,348	-	1,909	1,500	1,500
10 502 80502 00000	Vehicle Maintenance Probate Judge	44	349	119	800	800
10 502 81502 00000	Gasoline Probate Court	451	311	211	800	2,860
Expenditure Total		23,733	29,540	63,284	38,100	44,465
Department Total		353,803	360,145	348,316	381,670	412,181
Direct Revenue						
10 080 00805 12301	Probate Judge Estates	143,921	179,141	197,607	150,000	182,500
10 080 00805 12302	Probate Judge Advertising	68,063	151,792	140,144	150,000	150,000
10 080 00805 12304	Probate Judge Marriage Licenses	7,318	10,813	9,085	10,000	12,500
10 080 00805 12305	Probate Judge Returns	310	350	360	100	350
10 080 00805 12306	Miscellaneous - Probate Judge	17,822	15,420	29,992	15,000	20,000
10 080 00805 12307	Probate Judge Marriage Certificates	5,700	5,283	6,417	5,500	6,000
10 080 00805 12308	Probate Judge Marriage Ceremony	5,060	3,550	4,292	3,500	4,000
10 080 00805 22300	Probate Judge Supplement	1,575	1,575	1,575	1,576	15,000
Departmental Total Direct Revenue		249,769	367,924	389,472	335,676	390,350
Other Revenue		54,090	33,861	25,465	35,540	42,027
Cost in Tax Dollars		49,944	(41,640)	(66,621)	10,454	(20,196)
Estimated Millage		0.09	-0.07	-0.11	0.02	-0.03
Percentage of General Fund Budget		0.72%	0.66%	0.58%	0.64%	0.68%
Total Full Time Employees		5	5	5	5	6

**Oconee County, South Carolina
Procurement (713)
2023-2024 Budget**

Account Number				Description	FY 2020 Actual	FY 2021 Actual	FY 2022 Actual	FY 2023 Amended Budget	FY 2024 Administrator Recommended
10	713	10110	00000	Salary and Wages	99,057	104,918	113,783	153,203	123,013
10	713	10710	00000	Overtime	112	27	55	-	
10	713	20013	00000	Social Security	7,063	7,524	8,144	11,720	9,411
10	713	20014	00000	Retirement	14,450	16,197	18,709	26,902	21,601
10	713	20015	00000	Workers Compensation	318	372	471	536	381
10	713	20016	00000	Health Insurance	18,351	18,278	18,278	27,417	18,278
10	713	20027	00000	Dental	716	1,100	1,100	1,650	1,100
10	713	20028	00000	Vision	71	200	200	300	200
Salary and Wage Totals					140,138	148,616	160,740	221,728	173,984
10	713	30018	00000	Travel	439	-	236	500	500
10	713	30056	00000	Data Processing	550	11,075	12,384	12,500	15,501
10	713	30059	00000	Copier Click Charges	1,378	2,515	1,626	1,800	1,900
10	713	30068	00000	Advertising	-	-	-	-	-
10	713	30080	00000	Dues: Organizations	1,737	1,737	1,737	1,800	1,950
10	713	30084	00000	Staff Development	1,885	1,083	2,143	4,500	4,500
10	713	40031	00000	Small Equipment	1,311	2,118	7,112	2,000	2,000
10	713	40032	00000	Operational	1,060	1,327	913	2,500	2,500
10	713	40034	00000	Food	-	-	-	-	-
10	713	40045	00000	IT Replacement Equipment/Software	2,521	-	-	2,500	-
10	713	40065	00000	Clothing/Uniforms	-	200	-	400	600
10	713	40102	00000	Subscription	-	150	150	150	175
Expenditure Total					10,881	20,205	26,301	28,650	29,626
Department Total					151,019	168,821	187,041	250,378	203,610
Direct Revenue									
Departmental Total Direct Revenue					-	-	-	-	-
Other Revenue					23,088	15,873	13,674	23,314	20,761
Cost in Tax Dollars					127,931	152,948	173,367	227,064	182,849
Estimated Millage					0.23	0.27	0.30	0.39	0.30
Percentage of General Fund Budget					0.31%	0.31%	0.31%	0.42%	0.33%
Total Full Time Employees					2	2	2	3	3

**Oconee County, South Carolina
Public Defender (510)
2023-2024 Budget**

Account Number				Description	FY 2020 Actual	FY 2021 Actual	FY 2022 Actual	FY 2023 Amended Budget	FY 2024 Administrator Recommended
10	510	95100	20204	Oconee County Public Defender	240,000	240,000	250,000	250,000	250,000
				Department Total	240,000	240,000	250,000	250,000	250,000
Direct Revenue									
Departmental Total Direct Revenue					-	-	-	-	-
Other Revenue					36,691	22,565	18,277	23,279	25,491
Cost in Tax Dollars					203,309	217,435	231,723	226,721	224,509
Estimated Millage					0.37	0.39	0.40	0.39	0.37
Percentage of General Fund Budget					0.49%	0.44%	0.42%	0.42%	0.41%
Total Full Time Employees					-	-	-	-	-

**Oconee County, South Carolina
Register of Deeds (735)
2023-2024 Budget**

Account Number				Description	FY 2020 Actual	FY 2021 Actual	FY 2022 Actual	FY 2023 Amended Budget	FY 2024 Administrator Recommended
010	735	10110	00000	Salary and Wages	160,420	162,635	173,968	184,306	179,073
010	735	10710	00000	Overtime	-	-	135	500	850
010	735	20013	00000	Social Security	11,081	11,350	12,225	14,164	13,764
010	735	20014	00000	Retirement	23,373	25,193	28,662	32,514	31,594
010	735	20015	00000	Workers Compensation	514	583	732	649	558
010	735	20016	00000	Health Insurance	38,468	36,556	36,556	36,556	36,556
010	735	20027	00000	Dental	382	2,200	2,200	2,200	2,200
010	735	20028	00000	Vision	30	400	400	400	400
Salary and Wage Totals					234,268	238,917	254,878	271,289	264,995
010	735	30024	00000	Equipment Maintenance	-	3,992	270	2,300	2,500
010	735	30037	00000	Equipment Rental	-	-	-	-	-
010	735	30056	00000	Data Processing	49,300	50,192	50,164	56,000	52,000
010	735	30059	00000	Copier Click Charges	2,000	1,720	1,898	3,000	4,500
010	735	30080	00000	Dues: Organizations	220	235	235	320	320
010	735	30084	00000	Staff Development	670	-	-	1,000	1,000
010	735	40031	00000	Small Equipment	-	1,253	18,003	2,000	1,500
010	735	40032	00000	Operational	3,694	5,400	2,776	6,000	7,000
010	735	40045	00000	IT Replacement EQ/Software	674	-	-	-	-
Expenditure Total					56,558	62,792	73,346	70,620	68,820
Department Total					290,826	301,709	328,224	341,909	333,815
Direct Revenue									
010	080	00805	14100	Register of Deeds	1,003,351	1,437,784	1,734,133	1,500,000	2,000,000
10	80	805	11902	3% State Document Fee	49,483	74,867	96,778	60,000	90,000
010	081	00810	21400	Register of Deeds Supplemental Salary	1,575	1,575	1,575	1,576	1,575
Departmental Total Direct Revenue					1,054,409	1,514,226	1,832,486	1,561,576	2,091,575
Other Revenue					44,462	28,367	23,996	31,837	34,037
Cost in Tax Dollars					(808,045)	(1,240,884)	(1,528,258)	(1,251,504)	(1,791,797)
Estimated Millage					-0.82	-0.89	-1.72	-1.41	-2.41
Percentage of General Fund Budget					0.59%	0.55%	0.55%	0.57%	0.55%
Total Full Time Employees					4	4	4	4	4

**Oconee County, South Carolina
Roads and Bridges (601)
2023-2024 Budget**

Account Number				Description	FY 2020 Actual	FY 2021 Actual	FY 2022 Actual	FY 2023 Amended Budget	FY 2024 Administrator Recommended
10	601	10110	00000	Salary and Wages	1,334,330	1,311,427	1,277,508	1,634,066	1,612,224
10	601	10710	00000	Overtime	19,982	26,824	46,389	40,000	43,000
10	601	20013	00000	Social Security	98,228	97,249	96,474	124,471	122,800
10	601	20014	00000	Retirement	201,008	207,305	217,463	282,716	281,877
10	601	20015	00000	Workers Compensation	113,574	124,125	137,780	135,336	123,620
10	601	20016	00000	Health Insurance	332,665	329,004	329,004	329,004	329,004
10	601	20027	00000	Dental	6,954	19,800	19,800	19,800	19,800
10	601	20028	00000	Vision	306	3,600	3,600	3,600	3,600
Salary and Wage Totals					2,107,047	2,119,334	2,128,018	2,568,993	2,535,925
10	601	30024	00000	Equipment Maintenance	3,665	2,970	1,973	4,000	4,000
10	601	30025	00000	Professional	5,313	210	3,187	7,500	7,500
10	601	30037	00000	Equipment Rental (Crusher & Screen)	-	1,061	2,353	10,000	10,000
10	601	30056	00000	Data Processing	1,107	1,119	1,232	1,500	1,500
10	601	30059	00000	Copier Click Charges	1,940	1,483	1,355	2,500	2,500
10	601	30080	00000	Dues: Organizations	-	886	232	1,240	1,240
10	601	30084	00000	Staff Development	2,661	574	2,000	5,000	5,000
10	601	30091	00000	Special Departmental Supplies	-	699	2,499	1,200	1,500
10	601	33022	00000	Building/Grounds Maintenance	2,885	13,797	4,409	3,000	3,000
10	601	34042	00000	Gas and Fuel Oil	2,215	2,710	2,870	3,500	3,500
10	601	34043	00000	Electricity	12,596	12,503	11,380	14,000	14,000
10	601	34044	00000	Water/Sewer/Garbage	2,754	3,065	3,067	3,200	3,200
10	601	40027	00000	Safety Equipment	10,499	11,454	12,368	13,000	13,000
10	601	40031	00000	Small Equipment	38,403	22,022	8,204	18,000	18,000
10	601	40032	00000	Operational	(525)	1,372	1,471	2,500	2,500
10	601	40034	00000	Food	1,349	1,828	2,433	3,000	3,500
10	601	40045	00000	IT Replacement Equipment/Software	2,126	-	-	-	-
10	601	40065	00000	Uniforms/Clothing	11,022	12,318	9,896	16,000	16,000
10	601	60735	00000	General Gravel Use	-	11,763	-	-	-
10	601	80601	00000	Vehicle Maintenance	209,550	299,156	201,486	300,000	325,000
10	601	81601	00000	Gasoline	28,842	33,260	45,708	40,000	50,000
10	601	82601	00000	Diesel	100,361	102,189	133,298	125,000	175,000
Expenditure Total					436,763	536,439	451,421	574,140	659,940
Department Total					2,543,810	2,655,773	2,579,439	3,143,133	3,195,865

**Oconee County, South Carolina
Roads and Bridges (601)
2023-2024 Budget**

Account Number	Description	FY 2020 Actual	FY 2021 Actual	FY 2022 Actual	FY 2023 Amended Budget	FY 2024 Administrator Recommended
Direct Revenue						
10 80 805 10601	Encroachment Fees - Roads and Bridges	18,445	31,959	24,642	30,000	30,000
10 80 805 60003	Storm Water Assistance Fund	10,743	5,715	8,463	6,000	4,000
10 80 805 60105	Sign Fees - Roads and Bridges	2,672	5,044	3,043	5,000	4,000
Departmental Total Direct Revenue		31,860	42,718	36,148	41,000	38,000
Other Revenue		388,900	249,696	188,579	292,675	325,862
Cost in Tax Dollars		2,123,050	2,363,359	2,354,712	2,809,458	2,832,003
Estimated Millage		3.89	4.21	4.01	4.79	4.70
Percentage of General Fund Budget		5.20%	4.85%	4.32%	5.27%	5.24%
Total Full Time Employees		36	36	37	37	37

**Oconee County, South Carolina
Sheriff (101)
2023-2024 Budget**

Account Number				Description	FY 2020 Actual	FY 2021 Actual	FY 2022 Actual	FY 2023 Amended Budget	FY 2024 Administrator Recommended
10	101	10110	00000	Salary and Wages	5,221,812	5,157,537	5,359,727	6,325,016	6,243,803
10	101	10710	00000	Overtime	379,729	357,662	332,688	310,000	310,000
10	101	20013	00000	Social Security	407,985	402,384	416,514	510,256	501,366
10	101	20014	00000	Retirement	960,703	993,066	1,080,941	1,312,220	1,313,787
10	101	20015	00000	Workers Compensation	193,160	210,503	251,719	240,719	218,430
10	101	20016	00000	Health Insurance	1,051,948	997,391	1,033,836	1,151,514	1,151,514
10	101	20027	00000	Dental	45,507	59,950	62,150	69,300	69,300
10	101	20028	00000	Vision	1,195	10,900	11,300	12,600	12,600
10	101	10110	00000	Extra Duty Pay	48,998	63,992	109,363	-	-
Salary and Wage Totals					8,311,037	8,253,385	8,658,238	9,931,625	9,820,800
10	101	30018	00000	Travel	-	-	(6,422)	-	-
10	101	30024	00000	Equipment Maintenance	6,878	5,508	3,448	9,500	9,500
10	101	30025	00000	Professional	90,643	87,354	99,966	125,000	125,000
10	101	30025	00260	Professional Sheriff Dept	4,053	-	-	-	-
10	101	30056	00000	Data Processing	31,301	86,734	85,322	125,000	219,000
10	101	30059	00000	Copier Click Charges	9,200	8,367	11,403	10,000	11,000
10	101	30062	00000	Medical	3,898	3,097	3,410	6,500	6,500
10	101	30080	00000	Dues: Organizations	6,180	6,285	6,416	6,500	6,500
10	101	30084	00000	Staff Development	24,332	38,213	39,232	42,000	47,000
10	101	33022	00260	Maint. Bldg/Grds-Sheriffs Dept Fire	3,502	521	2,260	-	-
10	101	34043	00000	Electricity	3,449	3,806	4,057	3,000	4,000
10	101	34044	00000	Water/Sewer/Garbage	764	418	501	500	500
10	101	40031	00000	Small Equipment	37,501	53,114	44,780	43,000	53,000
10	101	40031	00260	Non-Cap Equipment	30,284	44,306	-	-	-
10	101	40032	00000	Operational	41,334	36,888	41,391	45,000	45,000
10	101	40033	00000	Postage	113	2,291	621	600	600
10	101	40034	00000	Food	2,577	1,856	2,234	3,500	3,500
10	101	40045	00000	IT Replacement Equipment/Software	41,315	31,658	26,016	29,000	29,000
10	101	40045	00260	IT Equipment/Software Sheriff	6,312	-	-	-	-
10	101	40065	00000	Uniforms/Clothing	90,205	80,607	138,745	110,000	110,000
10	101	40065	00004	Clothing for Plain Clothes Officers	24,358	26,949	27,073	27,900	27,900
10	101	40353	00000	Firing Range	64,317	57,360	60,052	75,000	85,000
10	101	40354	00000	Sub-Station	869	3,215	1,939	3,500	3,500
10	101	60402	00155	DSS Child Support (Federal)	4,895	3,902	4,537	4,500	-
10	101	60444	00000	Helicopter Maintenance	7,889	7,673	8,586	8,500	8,500
10	101	60735	00000	General Gravel Use	153	-	-	-	-
10	101	80101	00000	Vehicle Maintenance	169,224	217,268	277,328	145,000	155,000
10	101	81101	00000	Gasoline	272,669	269,987	466,681	320,000	375,000
10	101	82101	00000	Diesel	409	228	645	750	750
10	101	99999	00000	Miscellaneous Grant Match	-	-	-	10,000	10,000
Expenditure Totals					978,624	1,077,605	1,350,221	1,154,250	1,335,750
Department Total					9,289,661	9,330,990	10,008,459	11,085,875	11,156,550

**Oconee County, South Carolina
Sheriff (101)
2023-2024 Budget**

Direct Revenue									
10	80	805	900	Sheriff-Voluntary Extra Duty Pay	115,588	80,122	142,980	80,000	200,000
10	80	805	10400	Sheriff Civil Fees	7,900	7,495	7,585	6,000	7,500
10	80	805	10401	Miscellaneous - Sheriff	44,453	43,263	23,787	43,000	43,000
10	80	805	16024	Litter Fine In Lieu of Pickup	840	720	480	-	500
10	80	810	20400	Sheriff Supplement	1,575	1,575	1,575	1,576	15,000
10	80	810	60460	Resource Officer Reimbursement	609,098	662,901	547,458	600,354	625,010
10	80	830	25600	Sheriff Title IVD Service of Process	5,379	4,472	8,976	9,500	9,000
Departmental Total Direct Revenue					784,833	800,548	732,841	740,430	900,010
Other Revenue					1,420,213	877,301	731,703	1,032,270	1,137,562
Cost in Tax Dollars					7,084,615	7,653,141	8,543,915	9,313,175	9,118,978
Estimated Millage					12.98	13.63	14.57	15.88	15.13
Percentage of General Fund Budget					18.98%	17.03%	16.77%	18.58%	18.29%
Total Full Time Employees General Fund Only					112	114	119	126	126

**Oconee County, South Carolina
Soil and Water Conservation District (716)
2023-2024 Budget**

Account Number				Description	FY 2020 Actual	FY 2021 Actual	FY 2022 Actual	FY 2023 Amended Budget	FY 2024 Administrator Recommended
10	716	10110	00000	Salary and Wages	25,557	32,002	28,487	30,958	36,588
10	716	10710	00000	Overtime	217	713	625	-	1,000
10	716	20013	00000	Social Security	2,172	2,239	2,618	2,368	2,799
10	716	20014	00000	Retirement	4,658	5,059	5,870	5,145	6,059
10	716	20015	00000	Workers Compensation	761	933	1,150	108	113
10	716	20016	00000	Health Insurance	8,620	9,139	9,139	9,139	9,139
10	716	20027	00000	Dental	96	550	550	550	550
10	716	20028	00000	Vision	7	100	100	100	100
Salary and Wage Totals					42,088	50,735	48,539	48,368	56,348
10	716	30066	00000	Insurance	1,980	2,375	2,375	2,375	2,500
10	716	33022	00000	Building/Grounds Maintenance	6,208	10,240	5,594	11,000	15,000
10	716	34042	00000	Gas and Fuel Oil - USDA Building	1,403	1,306	1,529	1,500	1,500
10	716	34043	00000	Electricity - USDA Building	4,131	3,940	4,060	5,000	5,000
10	716	34044	00000	Water/Sewer/Garbage	971	811	876	900	900
10	716	95100	20200	Coop. Extension Service	11,538	11,538	12,238	12,838	12,838
Expenditure Total					26,231	30,210	26,672	33,613	37,738
Department Total					68,319	80,945	75,211	81,981	94,086
Direct Revenue									
10	80	805	20800	Soil and Water	-	6,139	-	6,139	6,139
Departmental Total Direct Revenue					-	6,139	-	6,139	6,139
Other Revenue					10,445	7,610	5,499	7,634	9,593
Cost in Tax Dollars					57,874	67,196	69,712	68,208	78,354
Estimated Millage					0.11	0.12	0.12	0.12	0.13
Percentage of General Fund Budget					0.14%	0.15%	0.13%	0.14%	0.15%
Total Full Time Employees					1	1	1	1	1

**Oconee County, South Carolina
Solicitor (504)
2023-2024 Budget**

Account Number				Description	FY 2020 Actual	FY 2021 Actual	FY 2022 Actual	FY 2023 Amended Budget	FY 2024 Administrator Recommended
10	504	10110	00000	Salary and Wages	544,193	553,704	506,782	700,711	716,424
10	504	20013	00000	Social Security	38,810	38,699	37,273	53,604	54,806
10	504	20014	00000	Retirement	79,643	85,180	88,101	124,886	128,504
10	504	20015	00000	Workers Compensation	4,201	5,061	8,758	6,835	5,764
10	504	20016	00000	Health Insurance	82,709	109,668	109,668	109,668	109,668
10	504	20027	00000	Dental	2,520	6,600	6,600	6,600	6,600
10	504	20028	00000	Vision	135	1,200	1,200	1,200	1,200
Salary and Wage Totals					752,211	800,112	758,382	1,003,504	1,022,966
10	504	80504	00000	Vehicle Maintenance	14	487	157	500	500
10	504	81504	00000	Gasoline	1,341	1,401	3,256	1000	1000
Expenditure Total					1,355	1,888	3,413	1,500	1,500
Department Total					753,566	802,000	761,795	1,005,004	1,024,466
Direct Revenue									
10	80	805	10504	Worthless Checks	3,444	3,116	2,050	3,000	3,000
10	80	805	16006	Solicitor's Traffic Education	-	38	153	-	-
Departmental Total Direct Revenue					3,444	3,154	2,203	3,000	3,000
Other Revenue					115,206	75,404	55,694	93,582	104,458
Cost in Tax Dollars					634,916	723,442	703,898	908,422	917,008
Estimated Millage					1.16	1.29	1.20	1.55	1.52
Percentage of General Fund Budget					1.54%	1.46%	1.28%	1.68%	1.68%
Total Full Time Employees					12	12	12	12	12

**Oconee County, South Carolina
Solid Waste (718)
2023-2024 Budget**

Account Number				Description	FY 2020 Actual	FY 2021 Actual	FY 2022 Actual	FY 2023 Amended Budget	FY 2024 Administrator Recommended
10	718	10110	00000	Salary and Wages	1,028,987	1,067,934	1,105,562	1,334,197	1,331,578
10	718	10710	00000	Overtime	36,564	45,912	79,540	30,000	5,500
10	718	20013	00000	Social Security	75,721	79,566	84,891	104,361	102,286
10	718	20014	00000	Retirement	154,625	172,169	194,905	238,552	234,791
10	718	20015	00000	Workers Compensation	72,178	84,643	96,969	87,852	80,640
10	718	20016	00000	Health Insurance	329,426	329,004	329,004	329,004	329,004
10	718	20027	00000	Dental	8,328	19,800	19,800	19,800	19,800
10	718	20028	00000	Vision	529	3,600	3,600	3,600	3,600
Salary and Wage Totals					1,706,358	1,802,628	1,914,271	2,147,366	2,107,199
10	718	30024	00000	Equipment Maintenance	74,284	38,302	37,950	75,000	55,000
10	718	30025	00000	Professional	322,578	259,785	327,117	451,000	612,000
10	718	30037	00000	Equipment Rental	17,026	109,408	53,626	10,000	42,000
10	718	30059	00000	Copier Click Charges	1,146	1,482	1,545	1,500	1,600
10	718	30068	00000	Advertising	-	-	-	-	-
10	718	30080	00000	Dues: Organizations	223	233	223	400	400
10	718	30084	00000	Staff Development	61	66	530	3,000	3,000
10	718	30091	00000	Special Departmental Supplies	-	-	-	1,500	2,000
10	718	33022	00000	Building/Grounds Maintenance	22,130	20,847	24,642	30,000	45,000
10	718	34043	00000	Electricity	56,054	46,437	53,384	55,000	56,000
10	718	34044	00000	Water/Sewer/Garbage	9,029	7,992	10,588	9,000	11,000
10	718	40027	00000	Safety Equipment	6,243	7,451	8,835	13,500	14,500
10	718	40031	00000	Small Equipment	4,029	9,900	11,762	15,000	15,000
10	718	40032	00000	Operational	9,999	14,498	14,292	15,000	40,000
10	718	40033	00000	Postage	67	258	233	200	250
10	718	40034	00000	Food	294	408	562	500	1,750
10	718	40045	00000	IT Replacement Equipment/Software	1,348	286	2,205	-	-
10	718	40065	00000	Uniforms/Clothing	6,591	9,921	6,255	11,500	11,500
10	718	60005	00000	Testing Wells	62,523	59,254	66,704	145,000	145,000
10	718	60007	00000	Tipping Fees/MSW Disposal	1,672,703	1,939,094	2,010,491	2,000,000	2,500,000
10	718	60008	00000	Impact Fees for Tires	74,420	57,093	75,698	90,000	90,000
10	718	60055	00000	Credit Application Fee	755	1,216	1,227	-	-
10	718	60735	00000	General Gravel Use	6,895	11,121	26,585	10,000	10,000
10	718	80718	00000	Vehicle Maintenance	208,157	256,584	228,731	200,000	225,000
10	718	81718	00000	Gasoline	5,862	6,552	11,724	7,500	12,000
10	718	82718	00000	Diesel	104,309	99,079	196,915	150,000	225,000
Expenditure Total					2,666,726	2,957,267	3,171,824	3,294,600	4,118,000
Department Total					4,373,084	4,759,895	5,086,095	5,441,966	6,225,199
Direct Revenue									
10	80	805	14904	Solid Waste Impact Fee for Tires	5,712	13,120	14,795	13,000	15,000
10	80	49807	14900	Solid Waste Tipping Fees	1,825,524	2,192,086	2,497,785	2,100,000	2,500,000
10	80	49807	14902	Solid Waste - Recyclables	213,058	211,554	579,530	250,000	225,000
10	80	49807	14910	Solid Waste - Mulch Sales	8,874	-	-	-	1,000
10	81	810	14904	Impact Fee For Tires	47,529	43,627	33,187	40,000	50,000
Departmental Total Direct Revenue					2,100,697	2,460,387	3,125,297	2,403,000	2,791,000
Other Revenue					668,562	447,526	371,837	506,733	634,744
Cost in Tax Dollars					1,603,825	1,851,982	1,588,961	2,532,233	2,799,455
Estimated Millage					2.94	3.30	2.71	4.32	4.64
Percentage of General Fund Budget					8.94%	8.69%	8.52%	9.12%	10.21%
Total Full Time Employees					35	36	36	36	36

**Oconee County, South Carolina
South Cove Park (204)
2023-2024 Budget**

Account Number				Description	FY 2020 Actual	FY 2021 Actual	FY 2022 Actual	FY 2023 Amended Budget	FY 2024 Administrator Recommended
10	204	10110	00000	Salary and Wages	170,299	178,782	217,789	256,897	245,163
10	204	10710	00000	Overtime	6,020	7,926	13,150	7,000	14,000
10	204	20013	00000	Social Security	12,860	13,678	17,075	18,882	19,826
10	204	20014	00000	Retirement	25,545	28,807	38,063	38,334	45,509
10	204	20015	00000	Workers Compensation	6,568	7,523	10,991	9,588	10,968
10	204	20016	00000	Health Insurance	48,081	45,695	45,695	54,834	54,834
10	204	20027	00000	Dental	2,576	2,750	2,750	3,300	3,300
10	204	20028	00000	Vision	305	500	500	600	600
Salary and Wage Totals					272,254	285,661	346,013	389,435	394,200
10	204	30024	00000	Equipment Maintenance	1,381	1,091	876	1,000	1,000
10	204	30025	00000	Professional	39,977	45,257	51,229	45,447	45,447
10	204	30037	00000	Equipment Rental	535	787	752	1,000	1,000
10	204	30041	00000	Telecommunications	-	-	200	-	-
10	204	30080	00000	Dues Organizations	125	62	-	-	-
10	204	30084	00000	Staff Development	469	1,010	1,044	2,000	2,500
10	204	33022	00000	Building/Grounds Maintenance	34,723	38,078	41,514	-	-
10	204	34042	00000	Gas and Fuel Oil	1,656	332	-	1,750	500
10	204	34043	00000	Electricity	58,387	69,134	66,779	63,000	68,000
10	204	34044	00000	Water/Sewer/Garbage	3,329	5,308	11,192	5,000	5,000
10	204	40031	00000	Small Equipment	4,068	5,693	4,789	4,500	7,500
10	204	40032	00000	Operational	20,814	21,215	24,584	30,000	30,000
10	204	40034	00000	Food	1,348	117	108	250	250
10	204	40045	00000	IT Replacement Eq	1,348	-	-	-	1,200
10	204	40065	00000	Uniforms/Clothing	3,577	3,278	3,628	3,500	4,000
10	204	40832	00000	Concessions	27,112	41,786	53,317	55,000	55,000
Expenditure Total					198,849	233,148	260,012	212,447	221,397
Department Total					471,103	518,809	606,025	601,882	615,597
Direct Revenue									
10	80	805	00204	South Cove Park	305,344	458,375	439,026	460,000	475,000
Departmental Total Direct Revenue					305,344	458,375	439,026	460,000	475,000
Other Revenue					72,023	48,778	44,306	56,045	62,768
Cost in Tax Dollars					93,736	11,656	122,693	85,837	77,829
Estimated Millage					0.17	0.02	0.21	0.15	0.13
Percentage of General Fund Budget					0.96%	0.95%	1.02%	1.01%	1.01%
Total Full Time Employees					5	5	6	6	7

**Oconee County, South Carolina
Treasurer (306)
2023-2024 Budget**

Account Number				Description	FY 2020 Actual	FY 2021 Actual	FY 2022 Actual	FY 2023 Amended Budget	FY 2024 Administrator Recommended
10	306	10110	00000	Salary and Wages	254,722	285,707	320,962	334,152	377,017
10	306	10710	00000	Overtime	12	453	354	500	1,000
10	306	20013	00000	Social Security	18,301	20,526	23,120	25,639	28,918
10	306	20014	00000	Retirement	37,201	44,078	52,842	58,852	66,380
10	306	20015	00000	Workers Compensation	2,706	3,035	6,143	4,218	4,119
10	306	20016	00000	Health Insurance	51,316	59,404	54,834	63,973	73,112
10	306	20027	00000	Dental	1,624	3,550	3,300	3,850	4,400
10	306	20028	00000	Vision	127	650	600	700	8,000
Salary and Wage Totals					366,009	417,403	462,155	491,884	562,946
10	306	30018	00000	Travel	358	272	2,109	800	1,000
10	306	30024	00000	Equipment Maintenance - Decal Printers	-	2,145	2,529	2,700	3,000
10	306	30025	00000	Professional	51,997	40,733	23,256	54,000	54,000
10	306	30041	00000	Telecommunications	720	-	-	-	-
10	306	30056	00000	Data Processing	42,032	29,184	33,496	42,400	38,000
10	306	30059	00000	Copier Click Charges	541	686	797	1,290	1,290
10	306	30068	00000	Advertising	-	-	-	260	260
10	306	30080	00000	Dues: Organizations	150	150	150	225	225
10	306	30084	00000	Staff Development	3,323	299	1,399	5,000	5,000
10	306	40031	00000	Small Equipment	7,290	2,106	19	1,300	1,300
10	306	40032	00000	Operational	11,507	12,367	7,952	16,500	16,500
10	306	40033	00000	Postage	81,998	80,116	84,430	84,000	100,000
10	306	40045	00000	IT Replacement Equipment/Software	4,575	1,929	-	3,870	3,870
10	306	80306	00000	Vehicle Maintenance	221	341	20	1,100	1,100
10	306	81306	00000	Gasoline	903	936	1,673	1,400	1,400
Expenditure Total					205,615	171,264	157,830	214,845	226,945
Department Total					571,624	588,667	619,985	706,729	789,891
Direct Revenue									
10	80	805	00306	PRT Season Pass - Treasurer	875	850	815	500	850
10	80	805	10310	Vehicle Decal Fees	69,118	72,790	71,256	72,000	72,000
Departmental Total Direct Revenue					69,993	73,640	72,071	72,500	72,850
Other Revenue					87,390	55,347	45,326	65,808	80,540
Cost in Tax Dollars					414,241	459,680	502,588	568,421	636,501
Estimated Millage					0.76	0.82	0.86	0.97	1.06
Percentage of General Fund Budget					1.17%	1.07%	1.04%	1.18%	1.29%
Total Full Time Employees					6	6	7	7	7

**Oconee County, South Carolina
Vehicle Maintenance (721)
2023-2024 Budget**

Account Number				Description	FY 2020 Actual	FY 2021 Actual	FY 2022 Actual	FY 2023 Amended Budget	FY 2024 Administrator Recommended
10	721	10110	00000	Salary and Wages	554,065	552,889	574,256	620,557	565,665
10	721	10710	00000	Overtime	2,516	1,700	3,691	3,000	6,000
10	721	20013	00000	Social Security	40,428	40,206	42,361	47,855	43,732
10	721	20014	00000	Retirement	81,277	85,925	96,203	109,648	100,384
10	721	20015	00000	Workers Compensation	26,876	31,023	35,094	29,117	24,824
10	721	20016	00000	Health Insurance	140,488	127,946	127,946	127,946	127,946
10	721	20027	00000	Dental	2,752	7,700	7,700	7,700	7,700
10	721	20028	00000	Vision	127	1,400	1,400	1,400	1,400
Salary and Wage Totals					848,529	848,789	888,651	947,223	877,651
10	721	30024	00000	Equipment Maintenance	1,903	1,741	4,570	3,750	6,500
10	721	30025	00000	Professional	100	-	7,593	-	-
10	721	30056	00000	Data Processing	6,249	12,696	5,890	10,500	13,500
10	721	30059	00000	Copier Click Charges	1,197	1,144	1,445	1,500	1,560
10	721	30080	00000	Dues: Organizations	-	-	100	150	350
10	721	30084	00000	Staff Development	2,518	24	1,965	2,500	10,000
10	721	33022	00000	Building/Grounds Maintenance	3,447	2,000	4,364	5,000	6,000
10	721	34042	00000	Gas and Fuel Oil	2,083	3,123	3,257	3,500	3,640
10	721	34043	00000	Electricity	11,204	11,104	10,236	12,500	12,500
10	721	34044	00000	Water/Sewer/Garbage	1,716	1,508	2,044	1,700	2,500
10	721	40027	00000	Safety Equipment	3,862	3,392	5,016	6,000	8,000
10	721	40031	00000	Small Equipment	9,959	13,909	16,792	19,000	25,000
10	721	40032	00000	Operational	7,402	10,087	8,977	11,000	12,500
10	721	40033	00000	Postage	-	-	-	100	100
10	721	40034	00000	Food	269	929	374	500	1,000
10	721	40045	00000	IT Replacement Equipment/Software	2,068	-	1,122	-	2,500
10	721	40065	00000	Uniforms/Clothing	4,835	4,928	5,760	6,000	7,000
10	721	80721	00000	Vehicle Maintenance - Vehicle Maintenance	9,118	7,504	7,863	8,000	10,000
10	721	81721	00000	Gasoline - Vehicle Maintenance	8,137	10,047	15,064	10,500	12,500
10	721	82721	00000	Diesel - Vehicle Maintenance	86	167	650	1,000	1,500
Expenditure Total					76,153	84,303	103,082	103,200	136,650
Department Total					924,682	933,092	991,733	1,050,423	1,014,301
Direct Revenue									
10	80	805	12032	Vehicle Maintenance Labor	847	1,110	-	-	-
Departmental Total Direct Revenue					847	1,110	-	-	-
Other Revenue					141,366	87,729	72,504	97,811	103,422
Cost in Tax Dollars					782,469	844,253	919,229	952,612	910,879
Estimated Millage					1.43	1.50	1.57	1.62	1.51
Percentage of General Fund Budget					1.89%	1.70%	1.66%	1.76%	1.66%
Total Full Time Employees					14	14	14	14	14

**Oconee County, South Carolina
Veterans' Affairs (404)
2023-2024 Budget**

Account Number				Description	FY 2020 Actual	FY 2021 Actual	FY 2022 Actual	FY 2023 Amended Budget	FY 2024 Administrator Recommended
10	404	10110	00000	Salary and Wages	128,963	131,206	134,070	141,582	141,582
10	404	10710	00000	Overtime	-	-		500	750
10	404	20013	00000	Social Security	9,079	9,523	10,154	10,888	10,888
10	404	20014	00000	Retirement	18,775	20,324	22,062	24,993	24,994
10	404	20015	00000	Workers Compensation	2,122	2,406	2,754	2,445	2,292
10	404	20016	00000	Health Insurance	25,828	27,417	27,417	27,417	27,418
10	404	20027	00000	Dental	1,337	1,650	1,650	1,650	1,650
10	404	20028	00000	Vision	149	300	300	300	300
Salary and Wage Totals					186,253	192,826	198,407	209,775	209,874
10	404	30018	00000	Travel	-	-	248	-	-
10	404	30025	00000	Professional	1,299	1,458	1,378	1,500	1,600
10	404	30056	00000	Data Processing	35	36	36	-	40
10	404	30059	00000	Copier Click Charges	1,085	1,230	1,247	1,500	1,500
10	404	30080	00000	Dues: Organizations	70	25	50	50	50
10	404	30084	00000	Staff Development	-	-	449	-	-
10	404	40031	00000	Small Equipment	570	1,060	601	1,500	1,500
10	404	40032	00000	Operational	1,767	2,851	2,148	3,000	3,000
10	404	40034	00000	Food	339	28	369	3,500	3,500
10	404	40065	00000	Clothing/Uniforms	-	-		100	100
Expenditure Total					5,165	6,688	6,526	11,150	11,290
Department Total					191,418	199,514	204,933	220,925	221,164
Direct Revenue									
10	81	810	25900	Veterans' Affairs State Aid	5,478	5,478	5,615	5,478	5,500
Departmental Total Direct Revenue					5,478	5,478	5,615	5,478	5,500
Other Revenue					29,264	18,758	14,982	20,572	22,551
Cost in Tax Dollars					156,676	175,278	184,336	194,875	193,113
Estimated Millage					0.29	0.31	0.31	0.33	0.32
Percentage of General Fund Budget					0.39%	0.36%	0.34%	0.37%	0.36%
Total Full Time Employees					3	3	3	3	3

**Oconee County, South Carolina
Voter Registration and Elections (715)
2023-2024 Budget**

Account Number				Description	FY 2020 Actual	FY 2021 Actual	FY 2022 Actual	FY 2023 Amended Budget	FY 2024 Administrator Recommended
10	715	10110	00000	Salary and Wages	168,114	131,651	135,482	149,112	148,735
10	715	10710	00000	Overtime	-	-	-	-	-
10	715	20013	00000	Social Security	8,555	11,166	10,201	11,430	11,378
10	715	20014	00000	Retirement	16,542	20,763	21,480	25,652	25,523
10	715	20015	00000	Workers Compensation	527	725	667	494	461
10	715	20016	00000	Health Insurance	17,223	18,278	18,278	18,278	18,278
10	715	20027	00000	Dental	577	1,100	1,100	1,100	1,100
10	715	20028	00000	Vision	48	200	200	200	200
10	799	10130	97715	Poll Workers	(21,933)	40,470	26,852	6,000	45,000
Salary and Wage Totals					189,653	224,353	214,260	212,266	250,675
10	715	30018	00000	Travel	1,166	1,064	2,447	3,500	5,000
10	715	30024	00000	Equipment Maintenance	-	9,225	24,836	24,836	24,836
10	715	30025	00000	Professional	15,123	8,103	5,559	10,000	30,000
10	715	30041	00000	Telecommunications	480	-	-	-	-
10	715	30056	00000	Data Processing	-	15,663	21,247	30,756	30,756
10	715	30059	00000	Coper Click Charges	1,625	1,003	978	1,500	2,500
10	715	30068	97715	Advertising SC Elect Reimb	2,422	1,539	1,735	-	-
10	715	30080	00000	Dues: Organizations	250	350	350	350	400
10	715	30084	00000	Staff Development	3,619	500	4,448	7,500	10,000
10	715	40031	00000	Small Equipment	2,545	683	-	1,000	1,000
10	715	40032	00000	Operational	5,859	4,516	6,071	10,000	60,000
10	715	40032	97715	Operational - SC Elect Reimb	9,193	8,448	150	-	-
10	715	40033	00000	Postage	35	-	27	-	-
10	715	40034	00000	Food	243	-	-	-	-
10	715	40045	00000	IT Replacement Equipment/Software	3,080	855	1,137	2,750	1,000
Expenditure Total					45,640	51,949	68,985	92,192	165,492
Department Total					235,293	276,302	283,245	304,458	416,167
Direct Revenue									
10	81	810	21300	Registration Board	6,501	6,750	7,500	6,750	6,750
10	81	825	97715	SC State Election Reimb	5,854	82,194	41,711	20,000	82,000
Departmental Total Direct Revenue					12,355	88,944	49,211	26,750	88,750
Other Revenue					35,972	25,978	20,708	28,350	42,434
Cost in Tax Dollars					186,966	161,380	213,326	249,358	284,983
Estimated Millage					0.34	0.29	0.36	0.43	0.47
Percentage of General Fund Budget					0.48%	0.50%	0.47%	0.51%	0.68%
Total Full Time Employees					2	2	2	2	2

**Oconee County, South Carolina
Other Financing Uses
2023-2024 Budget**

Account Number				Description	FY 2020 Actual	FY 2021 Actual	FY 2022 Actual	FY 2023 Amended Budget	FY 2024 Administrator Recommended
010	095	00171	70012	Transfer To Capital Projects Fund - Westminster Magistrate	-	-	500,490	-	-
010	095	00171	70013	Transfer Out - 13 Fund	-	-	37,275		-
010	095	00171	70210	Transfer To Sheriff's Victim Services 210 Fund	-	85,000	137,000	40,000	40,000
010	095	00171	70215	Transfer To Solicitor's Victim Services 215 Fund	-	55,000	110,000	45,000	45,000
010	095	00171	70017	Transfer to Rock Quarry for COLA Increase	-	-	-	64,367	-
010	095	00171	70325	Transfer to Capital Equipment - Vehicle Fund	275,000	-	-	-	-
010	095	00171	70515	Transfer Out - 515 Fund - FOCUS	-	-	934,000		-
Total Other Financing Uses					275,000	140,000	1,718,765	149,367	85,000

Direct Revenue					
Departmental Total Direct Revenue					
	Other Revenue	42,042	13,163	125,656	13,908
	Cost in Tax Dollars	232,958	126,837	1,593,109	135,459
	Estimated Millage	0.43	0.23	2.72	0.23
	Percentage of General Fund Budget	0.56%	0.26%	2.88%	0.25%
	Total Full Time Employees	-	-	-	-

Oconee County, South Carolina
Emergency Services Protection District Special Revenue Fund
2023-2024 Budget

Account Number				Description	FY 2020 Actual	FY 2021 Actual	FY 2022 Actual	FY 2023 Amended Budget	FY 2024 Administrator Recommended
				Number of Mills	2.9	2.9	2.9	2.9	2.9
Revenues									
020	080	00950	00000	Emergency Services Protection District Millage	1,508,384	1,663,251	1,775,130	1,600,000	1,798,000
Total Revenues					1,508,384	1,663,251	1,775,130	1,600,000	1,798,000
Expenditures									
020	107	30024	00000	Equipment Maintenance	43,663	52,570	56,184	61,200	70,000
020	107	30041	00000	Telecommunication	14,783	5,000	12,532	12,000	18,000
020	107	30062	00000	Medical Physicals	-	26,709	15,000	20,000	50,000
020	107	33022	00000	Maintenance Bldg Grounds	-	167	10,747	2,000	15,000
020	107	34042	00000	Gas and Fuel Oil	3,289	4,202	5,832	5,800	8,000
020	107	34043	00000	Electricity	12,976	11,140	17,630	10,000	25,000
020	107	34044	00000	Water/Sewer/Garbage	1,451	1,487	1,955	4,000	4,000
020	107	40031	00000	Small Equipment	4,867	9,737	9,879	15,000	25,000
020	107	40045	00000	Non-Capital IT Equipment/Software	-	379	-	-	-
020	107	50850	00000	Buildings, Capital Exp	654		10,500	40,000	50,000
020	107	50850	00091	Capital Buildings - Whetstone Sub Burn Building Inspecting and repair	-	16,000	-		-
020	107	50850	00000	Engine Pump Test	-	-	-	40,000	40,000
020	107	80107	00000	Gasoline	-	-	758	10,000	10,000
020	107	81107	00000	Diesel	24	-	-	-	-
020	107	82107	00000	Grant to Independent Agencies/Basic Station Exp	1,148,558	1,145,659	1,127,749	1,180,000	1,180,000
020	199	10410	00000	Volunteer Compensation	194,880	165,905	151,623	200,000	200,000
Total Expenditures					1,426,181	1,438,955	1,420,389	1,600,000	1,695,000
Change in Fund Balance					82,203	224,296	354,741	-	103,000
Beginning Fund Balance					320,825	403,028	627,324	982,065	982,065
Ending Fund Balance					403,028	627,324	982,065	982,065	1,085,065

Oconee County Emergency Services Protection District			
	District Support	Departmental	Support
Fire Departments			
Oakway Fire Department	45,000	15,000	60,000
Corinth - Shiloh Fire Department	45,000	15,000	60,000
Mountain Rest Fire Department	45,000	15,000	60,000
Fair Play Fire Department	45,000	15,000	60,000
Long Creek Fire Department	45,000	15,000	60,000
Cleveland Fire Department	45,000	15,000	60,000
Keowee Ebenezer Fire Department	45,000	15,000	60,000
Friendship Fire Department	45,000	15,000	60,000
Cross Roads Fire Department	45,000	15,000	60,000
Holly Springs Fire Department	45,000	15,000	60,000
Pickett Post Fire Department	45,000	15,000	60,000
South Union Fire Department	45,000	15,000	60,000
West Union Fire Department	45,000	15,000	60,000
Keowee Key Fire Department	45,000	15,000	60,000
Bountyland Fire Department	-	-	25,000
Haz-Mat	22,400	10,000	32,400
Rescue			
Dive Team	26,300	10,000	36,300
Keowee Rescue Squad	20,000	10,000	30,000
Mountain Rest Rescue Squad	20,000	10,000	30,000
Oakway Rescue Squad	20,000	10,000	30,000
Salem Rescue Squad	20,000	10,000	30,000
Seneca Rescue Squad	20,000	10,000	30,000
Special Rescue Team	26,300	10,000	36,300
Walhalla Rescue Squad	20,000	10,000	30,000
Westminster Rescue Squad	20,000	10,000	30,000
Totals	845,000	310,000	1,180,000

Oconee County, South Carolina
Sheriffs Victims Services Special Revenue Fund (210)
2023-2024 Budget

Account Number				Description	FY 2020 Actual	FY 2021 Actual	FY 2022 Actual	FY 2023 Budget	FY 2024 Administrator Recommended
Revenues									
				Assessments				30,000	30,000
210	080	00805	16008	12% Assessment (Magistrate)	25,585	29,788	32,684		
210	080	00805	16009	12% Assessment (Municipal)	617	2,072	2,480		
210	080	00811	16009	12% Assessment (Municipal Walhalla)	-	6,331	5,070		
210	080	00812	16009	12% Assessment (Municipal Westminster)	3,089	3,392	3,590		
				Surcharges				24,000	24,000
210	080	00805	16010	Surcharge Victims (Magistrate)	22,715	24,181	22,710		
210	080	00805	16011	Surcharge Victims (Municipal)	551	1,323	1,813		
210	080	00811	16011	Surcharge Victims (Municipal Walhalla)	1,577	2,912	1,502		
210	080	00812	16011	Surcharge Victims (Municipal Westminster)		1,297	1,175		
210	080	00811	16040	Municipal Contract (Walhalla)	-	25,000	-	-	-
				General Fund Transfer	-	85,000	137,000	40,000	40,000
Total Revenues					54,134	181,296	208,024	94,000	94,000
Expenditures									
210	114	10110	00000	Salaries and Fringe	130,457	123,753	130,803	123,336	123,336
				Pay Increase including Fringe					
Total Expenditures					130,457	123,753	130,803	123,336	123,336
Change in Fund Balance					(76,323)	57,543	77,221	(29,336)	(29,336)
Beginning Fund Balance					13,249	(63,074)	(5,531)	71,690	42,354
Ending Fund Balance					(63,074)	(5,531)	71,690	42,354	13,018

Oconee County, South Carolina
Solicitor's Victims Services Special Revenue Fund (215)
2023-2024 Budget

Account Number				Description	FY 2020 Actual	FY 2021 Actual	FY 2022 Actual	FY 2023 Budget	FY 2024 Administrator Recommended
Revenues									
215	080	00805	73700	Assessments	2,765	4,760	2,961	4,000	4,000
215	080	00805	73800	Surcharges	24,344	22,890	29,884	20,000	20,000
215	090	00170	70010	General Fund Transfer	-	55,000	110,000	45,000	45,000
Total Revenues					27,109	82,650	142,845	69,000	69,000
Expenditures									
215	512	10110	00000	Salaries and Fringe	72,982	70,710	75,903	77,532	77,532
Total Expenditures					72,982	70,710	75,903	77,532	77,532
Change in Fund Balance					(45,873)	11,940	66,942	(8,532)	(8,532)
Beginning Fund Balance					(5,779)	(51,652)	(39,712)	(39,712)	27,230
Ending Fund Balance					(51,652)	(39,712)	27,230	(48,244)	18,698

Oconee County, South Carolina
911 Communications Special Revenue Fund (225)
2023-2024 Budget

Account Number				Description	FY 2020 Actual	FY 2021 Actual	FY 2022 Actual	FY 2023 Amended Budget	FY 2024 Administrator Recommended
Revenues									
225	080	00805	36000	AT&T E-911 Surcharge Taxes	118,605	102,077	85,968	160,000	90,000
225	080	00805	31010	Competitive Local Exchange Carrier Taxes	47,321	51,609	56,698	60,000	60,000
225	081	00810	19050	State Wireless Funding	123,483	147,159	161,974	70,000	100,000
225	081	00810	19070	Budget and Control Board Funding	598,355	252,120	345,586	200,000	200,000
Total Revenues					887,764	552,965	650,226	490,000	450,000
Expenditures									
225	104	30018	00000	Travel	360	164	788	1,000	1,000
225	104	30024	00000	Equipment Maintenance	700,407	325,215	509,660	300,000	300,000
225	104	30041	00000	Telecommunications	97,752	110,000	107,918	150,000	150,000
225	104	30056	00000	Data Processing	25,308	23,858	127,738	50,000	50,000
225	104	30084	00000	Staff Development	5,491	1,163	3,441	7,000	7,000
225	104	40031	00000	Small Capital	18,365	5,542	105,477	20,000	20,000
225	104	40032	00000	Operational	5,423	3,374	12,397	6,000	6,000
225	104	40045	00000	Non-Cap IT Eq/Software	1,725	3,174	52,167	20,000	20,000
225	104	50840	00000	Equipment, Capital Expenditure	-	-	87,603	200,000	100,000
225	104	50845	00000	IT Equip, Capital Expenditure	11,787	57,523	244	200,000	100,000
225	104	60083	00000	Grant to Indep Agency	169,495	80,545	24,277	30,000	30,000
Total Expenditures					1,036,113	610,558	1,031,710	984,000	784,000
Change in Fund Balance					(148,349)	(57,593)	(381,484)	(494,000)	(334,000)
Beginning Fund Balance					1,541,467	1,393,118	1,335,525	1,335,525	954,041
Ending Fund Balance					1,393,118	1,335,525	954,041	841,525	620,041

Oconee County, South Carolina
Tri-County Technical College Special Revenue Fund (250)
2023-2024 Budget

Account Number					Description	FY 2020 Actual	FY 2021 Actual	FY 2022 Actual	FY 2023 Budget	FY 2024 Administrator Recommended
					Number of Mills	3.0	3.0	3.0	3.0	3.0
Revenue										
250	080	00876	00000	Tri-County Technical College		1,735,478	1,808,868	2,018,809	1,825,000	1,825,000
Total Revenues						1,735,478	1,808,868	2,018,809	1,825,000	1,825,000
Expenditures										
250	876	60085	00011	Pendleton Upgrade		485,200	484,000	460,200	459,100	459,100
250	876	60200	00000	County Contribution		1,058,738	1,161,262	1,120,000	1,167,500	1,167,500
Total Expenditures						1,543,938	1,645,262	1,580,200	1,626,600	1,626,600
Transfer out of TCTC Fund						-	-	-	-	-
Change in Fund Balance						191,540	163,606	438,609	198,400	198,400
Beginning Fund Balance						865,836	1,057,376	1,220,982	1,659,591	1,857,991
Ending Fund Balance						1,057,376	1,220,982	1,659,591	1,857,991	2,056,391

Oconee County, South Carolina
Road Maintenance Millage - 2.1 (Fund 260)
2023-2024 Budget

Account Number				Description	FY 2020 Actual	FY 2021 Actual	FY 2022 Actual	FY 2023 Amended Budget	FY 2024 Administrator Recommended
Number of Mills					2.1	2.1	2.1	2.1	2.1
260	080	00868	00000	Road Maintenance Millage	1,207,296	1,263,215	1,415,012	1,260,000	1,302,000
260	082	00830	40010	National Forestry Title I	153,144	138,300	175,158	220,000	220,000
Total Revenues					1,360,440	1,401,515	1,590,170	1,480,000	1,522,000
Expenditures									
260	601	00601	40010	National Forestry	-	-	-	220,000	220,000
260	601	30025	00000	Professional - Road Inventory	18,475	18,727	48,873	40,000	40,000
260	601	30881	00000	Maintenance / Repair Road Paving	5,432	-	-	-	-
260	601	40032	00000	Operational	164,510	160,912	124,426	210,000	210,000
260	601	50840	00000	Capital Equipment	-	46,051	-	-	-
260	601	50860	00000	Capital Land	-	-	-	-	-
260	601	50881	00000	Road Paving	307,162	-	-	1,800,000	1,800,000
260	601	50882	00000	Capital Road Paving Overlay	-	380,549	-	-	-
260	601	60735	00000	Gravel Use	258,170	269,663	147,089	275,000	275,000
260	095	00171	70013	Interfund Transfer Out - 013	-	-	38,664	-	-
260	095	00171	70012	Interfund Transfer Out - 012	105,089	-	-	-	-
Total Expenditures					858,838	875,902	359,052	2,545,000	2,545,000
Change in Fund Balance					501,601	525,613	1,231,118	(1,065,000)	(1,023,000)

Oconee County, South Carolina
Economic Development Capital Projects Fund (315)
2023-2024 Budget

Account Number				Description	FY 2020 Actual	FY 2021 Actual	FY 2022 Actual	FY 2023 Amended Budget	FY 2024 Administrator Recommended
Number of Mills					1.1	1.1	1.1	1.1	1.1
Revenue									
315	080	00875	00000	Economic Development Millage (1.1 Mills)	618,688	659,745	734,019	621,500	682,000
315	080	00875	76021	FILOT	523,547	665,759	503,625	600,000	800,000
315	080	00807	00000	Utility Tax Credits	400,000	-	-	-	-
315	080	00840	00000	Interest Earnings	10,912	-	-	-	-
315	080	00805	10340	Misc Income	-	1,216	1,932	-	-
State Grants									
315	081	00825	90116	RIA	-	500,000	-	-	-
315	081	00815	90112	C-Funds	-	70,000	-	-	-
Federal Grants									
None									
Total Revenue					1,553,147	1,896,720	1,239,576	1,221,500	1,482,000
General									
315	707	30025	00000	Professional	35,543	3,831	45,971	951,500	
315	707	30025	00035	Professional - Ed Gardner Land	-	-	35,057		
315	707	30025	00088	Professional-Seneca Rail	-	-	-	-	
315	707	30025	00099	Professional-SRP Water/Sewer	70,500	26,897	-	-	
315	707	30025	00280	Professional-Exit 4 Sewer	-	45,659	21,047	150,000	
315	707	30025	00858	Professional - 2016B GO Bond	18,637	14,254	4,720	-	
315	707	30025	90110	Professional - BREC Contribution	10,534	-	-	-	
315	707	30025	90111	Professional-Alliance	8,464	-	-	-	
315	707	34043	00000	Electric	10,212	6,472	8,572	-	
315	707	50830	00099	Cap Infra-SRP Water	-	182,566	-	-	
315	707	50830	00858	Cap Infra - 2016B GO Bond OITP	-	-	-	-	
315	707	50830	90114	Cap Infra - RIA Grant OITP	-	500,000	-	-	
315	707	50850	92052	Cap Buildings-Chau Ram	285,000	90,548	-	-	
315	707	50857	00000	Cap Other Improvement (Depreciation)	-	-	-	-	
315	707	50857	00044	Cap Other Improvement Destination Oconee	-	-	-	-	
315	707	50860	00035	Capital Land - Ed Gardner	-	5,000	-	-	
315	707	50881	90107	Cap Roads-SRP Certif Reimb	33,579	-	-	-	
315	707	50881	90108	Cap Roads-GCCP Certif Reimb	35,605	-	-	-	
315	707	50881	90109	Cap Roads-OITP Timber Sales	115,680	-	-	-	
315	707	50881	90112	Cap Road-C-Funds PCN030548 SRP	70,000	-	-	-	
315	707	50881	90113	Cap Road-SC Power Team	355,000	-	-	-	
315	707	50881	90115	Cap Road-BREC OITP	163,273	20,091	-	-	
315	707	50883	45100	Cap Road Site Prep -C-Funds SRP	176,333	-	-	-	
315	707	50883	60015	Cap Road Site Prep- OITP	-	-	-	-	
315	707	50883	60016	Cap Road Site Prep-OITP Entrance	20,500	-	-	-	
315	707	51010	00000	Land Transfer to Company	-	-	150,009	-	
315	707	51030	00000	ED Indust Site Transfer to Company	160,174	-	-	-	
315	707	60707	00047	Casto Infrastructure	-	-	18,987	-	
315	707	60735	00000	General Gravel Use	-	-	-	-	
315	707	82707	00000	Diesel - Economic Development	-	-	-	-	
315	707	95101	00311	OJRSA-Fair Play Sewer Operations/Maintenance	21,007	3,795	29,596	10,000	
315	707	95101	00312	OJRSA-Fair Play Sewer Contribution	312,750	182,377	234,522	110,000	
315	707	95110	00016	Grant to Salem Water Line Loop	-	-	210,000	-	
315	707	95110	02041	Grant to Seneca Cat Bus	-	300,000	-	-	
315	707	95110	20260	Walhalla-Westminster Interconnection	35,000	-	-	-	
315	707	95110	20265	Contribution to Westminster Water	14,375	-	-	-	

**Oconee County, South Carolina
Economic Development Capital Projects Fund (315)
2023-2024 Budget**

Account Number	Description	FY 2020 Actual	FY 2021 Actual	FY 2022 Actual	FY 2023 Amended Budget	FY 2024 Administrator Recommended
	Total Expenditures	1,952,166	1,381,490	758,481	1,221,500	-
	Excess (Deficiency) of Revenues over Expenditures	(399,019)	515,230	481,095	-	1,482,000
Other Financing Sources						
Other Financing Uses						
	Sewer/OJRSA	-	-	(500,000)	(500,000)	(500,000)
	Change in Fund Balance	\$ (399,019)	\$ 515,230	\$ (18,905)	\$(500,000)	\$ 982,000
	Beginning Fund Balance	4,249,514	3,850,495	4,365,725	4,346,820	3,846,820
	Ending Fund Balance	3,850,495	4,365,725	4,346,820	3,846,820	4,828,820

Oconee County, South Carolina
Bridges and Culverts Capital Projects Fund (320)
2023-2024 Budget

Account Number				Description	FY 2020 Actual	FY 2021 Actual	FY 2022 Actual	FY 2023 Amended Budget	FY 2024 Administrator Recommended
				Number of Mills	1	1	1	1	1
Revenue									
320	080	00899	00000	Bridges and Culverts Millage	574,740	600,681	677,236	590,000	590,000
Total Revenue					574,740	600,681	677,236	590,000	590,000
Expenditures									
320	601	30025	00000	Professional	-	-	88,741		
320	601	30025	52005	Professional Cherokee Lake Bridge	-	19,511	69,366	-	
320	601	50885	52005	Lake Cherokee Bridge	-	-	677,582	-	
320	601	30885	00000	Maintenance / Repair	215,345	76,535	52,803	590,000	590,000
320	601	50840	00000	Capital Equipment	-	69,460	-	-	
320	601	50885	59359	Cap Bridge/Culvert - Hoyt Street	-	40,764	-	-	
320	601	50885	64090	Cap Bridge/Culvert - Duck Pond	-	2,976	-	-	
Total Expenditures					215,345	209,246	888,492	590,000	590,000
Net Fund Balance					359,396	391,435	(211,256)	-	-

Oconee County, South Carolina
Capital Equipment and Vehicle Capital Projects Fund (325)
2023-2024 Budget

Account Number				Description	FY 2020 Actual	FY 2021 Actual	FY 2022 Actual	FY 2023 Budget	FY 2024 Administrator Recommended
Number of Mills					2.0	2.0	2.0	2.0	2.0
Revenues									
325	080	00867	00000	Capital Equip/Vehicle Millage	1,096,227	1,211,477	1,324,785	1,175,000	1,175,000
325	090	00170	70010	Transfer from General Fund	275,000	-	-	-	-
325	090	00170	70012	Transfer from General Capital Projects Fund	129,223	-	-	-	-
325	090	00180	07190	Insurance Proceeds for Capital	122,933	105,719	53,746	75,000	75,000
325	090	00195	10305	Sale of Capital Assets	-	125,862	69,018	50,000	50,000
				Use of Fund Balance	-	-	-	-	-
Total Revenues					1,623,383	1,443,058	1,447,549	1,300,000	1,300,000
Expenditures									
325	203	50840	00000	Capital Equipment High Falls	-	13,000	-	-	-
325	205	50840	00000	Capital Equipment Chau Ram	-	17,593	-	-	-
325	720	50840	00000	Capital Equipment Airport	24,963	-	-	-	-
325	101	50870	00000	Capital Vehicle Sheriff	254,283	198,578	-	-	-
325	110	50870	00000	Capital Vehicle Animal Control	-	29,003	-	-	-
325	106	50870	00000	Capital Vehicle Detention	66,043	-	-	-	-
325	301	50870	00000	Capital Vehicle Assessor	-	51,808	-	-	-
325	601	50870	00000	Capital Vehicle Roads	441,471	469,868	-	-	-
325	702	50870	00000	Capital Vehicle Building Codes	47,585	-	-	-	-
325	717	50870	00000	Capital Vehicle Administrator	-	60,448	938,712	1,300,000	1,300,000
325	718	50870	00000	Capital Vehicle Solid Waste	376,299	-	-	-	-
325	720	50870	00000	Capital Vehicle Airport	-	-	-	-	-
325	721	50870	00000	Capital Vehicle Vehicle Maint	37,443	-	-	-	-
Total Expenditures					1,248,087	840,298	938,712	1,300,000	1,300,000
Net Fund Balance					375,296	602,760	508,837	-	-
Beginning Fund Balance					-	375,296	978,056	1,486,893	1,486,893
Ending Fund Balance					375,296	978,056	1,486,893	1,486,893	1,486,893

Oconee County, South Carolina
Parks, Recreation and Tourism (330)
2023-2024 Budget

Description	FY 2020 Actual	FY 2021 Actual	FY 2022 Actual	FY 2023 Amended Budget	FY 2024 Administrator Recommended
Number of Mills	1.3	1.3	1.3	1.3	1.3
Parks, Recreation and Tourism (1.3)	726,285	779,698	897,440	770,000	806,000
Total Economic Development Financing Sources	726,285	779,698	897,440	770,000	806,000
Parks, Recreation and Tourism					
Professional	64,641	15,993	1,500	-	
Cap Buildings - High Falls	71,419	-		-	
South Cove	-	-	9,683	-	
Chau Ram Cap Building	42,734	-		-	
Cap Buildings Chau Ram (92052)	-	-		-	
Site/Dock Work Seneca Creek	-	-	936,375		
Chau Ram - Paving	-	38,065		-	
Misc	-	-	-	770,000	806,000
Total Expenditures	178,795	54,058	947,558	770,000	806,000
Excess (Deficiency) of Revenues over Expenditures	547,491	725,640	(50,118)	-	-

Oconee County, South Carolina
Rock Quarry Enterprise Fund
2023-2024 Budget

Account Number				Description	FY 2020 Actual	FY 2021 Actual	FY 2022 Actual	FY 2023 Amended Budget	FY 2024 Administrator Recommended
				Operating Revenues					
017	080	00805	00000	Customer Sales	6,458,098	6,596,252	7,422,341	8,508,000	9,000,000
017	080	00805	10340	Miscellaneous	10,965	68,753	40,942	5,000	5,000
Total Revenues					6,469,063	6,665,005	7,463,283	8,513,000	9,005,000
				Operating Expenses					
017	719	10110	00000	Salary and Wages	799,422	739,460	802,857	905,662	922,476
017	719	10710	00000	Overtime	77,305	110,799	118,660	119,000	135,000
017	719	20013	00000	Social Security	65,907	62,216	65,925	71,695	67,927
017	719	20014	00000	Retirement	140,206	134,992	150,371	156,857	148,641
017	719	20015	00000	Workers Compensation	47,283	49,626	60,045	47,978	44,005
017	719	20016	00000	Health Insurance	174,553	210,609	271,806	173,641	173,641
017	719	20027	00000	Dental	7,474	9,857	16,454	10,450	10,450
017	719	20028	00000	Vision	1,217	1,696	3,040	1,900	1,900
				GASB 68 Pension Expense	-	(53,045)	-	-	-
Salary and Wage Totals					1,313,367	1,266,210	1,489,158	1,487,183	1,504,040
017	719	30024	00000	Equipment Maintenance	163,284	775,009	1,389,590	1,390,320	1,500,000
017	719	30025	00000	Professional	42,242	53,917	82,887	100,000	90,000
017	719	30037	00000	Equipment Rental	18,097	65,039	65,326	44,900	44,900
017	719	30039	00000	Blasting	648,161	643,916	681,033	977,000	925,000
017	719	30041	00000	Telecommunications	3,288	-	1,685	3,400	3,500
017	719	30056	00000	Data Processing	2,443	4,915	4,018	4,500	4,500
017	719	30059	00000	Copier Click Charges	1,305	1,149	1,156	1,590	1,590
017	719	30066	00000	Insurance - Property and Liability	47,917	49,916	129,723	130,000	130,000
017	719	30084	00000	Staff Development	7,196	2,204	1,995	10,000	10,000
017	719	30091	00000	Special Departmental Supplies	2,096	-	-	400	1,500
017	719	33022	00000	Building/Grounds Maintenance	5,957	15,388	19,207	39,100	100,000
017	719	34042	00000	Gas and Fuel Oil	107	999	1,624	2,000	2,000
017	719	34043	00000	Electricity	82,735	130,687	155,570	160,000	160,000
017	719	34044	00000	Water/Sewer/Garbage	2,612	3,972	3,338	4,200	4,200
017	719	40027	00000	Safety Equipment	5,160	7,365	9,192	10,600	12,500
017	719	40031	00000	Small Equipment	8,160	22,612	33,780	25,000	40,000
017	719	40032	00000	Operational	20,887	31,824	34,277	30,000	31,800
017	719	40034	00000	Food	1,474	22,734	1,997	3,000	3,200
017	719	40045	00000	Equipment/Software	1,348	-	4,538	3,000	4,200
017	719	40065	00000	Uniforms/Clothing	4,954	8,703	9,323	12,000	12,000
017	719	50841	00000	Equipment Replacement	-	-	43,400	1,784,680	959,000
017	719	50860	00000	Capital Land	-	-	411,060	410,000	410,000
017	719	60055	00000	Credit Application Fee	666	683	223	1,000	1,000
017	719	80719	00000	Vehicle Maintenance	398,535	23,862	26,722	30,000	30,000
017	719	81719	00000	Gasoline	7,888	8,949	15,330	12,000	19,000
017	719	72719	00000	Diesel	234,321	217,287	492,824	438,000	576,000
017	719	00000	00000	Loss on Sale of Capital Asset	-	-	256,825	-	-
017	719	90150	73499	Depreciation Expense	484,827	385,139	914,254	500,000	500,000
017	719	90150	73500	Depletion Expense	6,901	6,882	6,882	8,000	8,000
Total Operating Expenses					3,515,928	3,749,361	6,286,937	7,621,873	7,087,930
Net Operating Income (Loss)					2,953,135	2,915,644	1,176,346	891,127	1,917,070
017	095	00171	70010	Transfer To General Fund	(750,000)	(750,000)	(1,000,000)	(1,000,000)	(1,000,000)
017	719	55100	00000	Lease Principal Payment	(450,072)	(468,660)	(488,016)	(508,171)	(529,158)
017	719	55200	00000	Lease Interest Payment	(250,831)	(232,179)	(214,437)	(194,281)	(173,294)
Change in Net Assets					1,502,232	1,464,805	(526,107)	(811,325)	214,618
Beginning Net Position					10,744,307	12,246,539	13,711,344	13,185,237	12,373,912
Ending Net Position					12,246,539	13,711,344	13,185,237	12,373,912	12,588,530

Oconee County, South Carolina
Debt Service Fund 090
2022 - 2023 Budget

Account Number				Description	FY 2019 Actual	FY 2020 Actual	FY 2021 Actual	FY 2022 Budget	FY 2023 Administrator Requested
				Number of Mills	3.0	3.0	3.0	3.0	3.0
090	080	00805	28000	Debt Service Revenue	2,169,469	2,119,688	2,188,702	1,868,306	1,857,268
Total Debt Service Revenue					2,169,469	2,119,688	2,188,702	1,868,306	1,857,268
General Obligation Debt Service									
Principal Payments									
090	854	55100	00000	2020 GO Refunding Bond - (Formerly 2011 GO Bond Detention Center)	-	-	190,000	640,000	750,000
090	858	55100	00000	2016B GO Bond - Workforce Development Center	348,000	354,000	360,000	366,000	373,000
090	862	55100	00000	2014 SSR Refunding Bond Pointe West (Formerly 2010 SSR Bond)	262,000	273,000	278,000	289,000	294,000
090	892	55100	00000	2017 GO Refunding Bond - Keowee Fire District (Formerly 2007 GO Bond) (Final Payment FY21/22)	99,554	107,195	103,332	105,275	-
090	893	55100	00000	2019 GO Bond - Keowee Fire District	-	46,395	46,704	47,876	49,078
090	896	55100	00000	2013 GO Bond - Echo Hills	160,000	165,000	170,000	175,000	180,000
090	898	55100	00000	2011 GO Bond - Detention Center (Final Payment FY20/21)	515,000	530,000	545,000	-	-
					1,384,554	1,475,590	1,693,036	1,623,151	1,646,078
Interest Payments									
090	854	55200	00000	2020 GO Refunding Bond - (Formerly 2011 GO Bond Detention Center)	-	-	91,718	116,369	106,833
090	858	55200	00000	2016B GO Bond - Workforce Development Center	50,286	44,370	38,352	32,232	26,010
090	862	55200	00000	2014 SSR Refunding Bond Pointe West (Formerly 2010 SSR Bond)	57,314	-	42,066	34,143	25,907
090	892	55200	00000	2017 GO Refunding Bond - Keowee Fire District (Formerly 2007 GO Bond) (Final Payment FY21/22)	7,699	49,847	3,910	1,979	-
090	893	55200	00000	2019 GO Bond - Keowee Fire District	-	11,983	11,674	10,502	9,300
090	896	55200	00000	2013 GO Bond - Echo Hills	60,680	55,880	50,930	45,830	40,580
090	898	55200	00000	2011 GO Bond - Detention Center (Final Payment FY20/21)	337,600	322,150	16,350	-	-
					513,579	484,229	255,000	241,055	208,630
Issuance Costs & Fiscal Charges									
090	854	55300	00000	2020 GO Refunding Bond - (Formerly 2011 GO Bond Detention Center)	-	125,000	-	1,500	-
090	862	55300	00000	2014 SSR Refunding Bond Pointe West (Formerly 2010 SSR Bond)	1,956	1,956	1,956	2,000	2,000
090	893	55300	00000	2019 GO Bond - Keowee Fire District	11,500	-	-	-	-
090	896	55300	00000	2013 GO Bond - Echo Hills	591	591	591	600	560
090	898	55300	00000	2011 GO Bond - Detention Center (Final Payment FY20/21)	591	650	-	-	-
					14,638	128,197	2,547	4,100	2,560
Total Debt Service Expenditures					1,912,771	2,088,017	1,950,583	1,868,306	1,857,268

Oconee County, South Carolina
Debt Service Fund 090
2022 - 2023 Budget

Account Number	Description	FY 2019 Actual	FY 2020 Actual	FY 2021 Actual	FY 2022 Budget	FY 2023 Administrator Requested
	Number of Mills	3.0	3.0	3.0	3.0	3.0
Other Financing Sources (Uses)						
Transfers						
	Transfer In - From 10 Fund	-	-	-	-	-
	Transfer In - From 12 Fund	-	-	-	-	-
	Transfer In - From 315 Fund	-	-	-	-	-
	Transfer Out - To 10 Fund	-	-	-	-	-
	Transfer Out - To 12 Fund	-	-	-	-	-
Proceeds from Debt						
	2019 GO Bond - Keowee Fire District	511,500	-	-	-	-
	2017 GO Refunding Bond - Keowee Fire District (Formerly 2007 GO Bond)	-	-	-	-	-
	2020 GO Refunding Bond - (Formerly 2011 GO Bond Detention Center)	-	7,369,900	-	-	-
Payment to Refunded Bond Escrow Agent						
	2011 GO Bond - Detention Center	-	(7,244,900)	-	-	-
Short Term GO Debt Transactions Reclassified to Short Term						
	2015 Short Term GO Bond - Bountyland Substation, South Cove & Library Proceeds	-	-	-	-	-
	2015 Short Term GO Bond Principal Payment	-	-	-	-	-
	2016A Short Term GO Bond - Oconee Industry and Technology Park Proceeds	-	-	-	-	-
	2016A Short Term GO Bond Principal Payment	-	-	-	-	-
Total Debt Service Other Financing Sources (Uses)		511,500	125,000	-	-	-
Net Change in Fund Balance		768,198	156,672	238,119	-	0
Beginning Fund Balance		2,872,814	3,641,012	3,797,684	3,797,684	4,035,803
Ending Fund Balance		3,641,012	3,797,684	4,035,803	3,797,684	4,035,804

**Oconee County, South Carolina
Debt Service Fund 090
2023-2024 Budget**

Description	General Obligation Bonds				General Obligation Refunding Bond	Special Source Refunding Revenue Bond	Totals
	Series 2022 Keowee Fire Tax District	Series 2019 Keowee Fire Tax District	Series 2016B Workforce Development Center	Series 2013 OITP -Echo Hills Commerce Park	Series 2020 2011 GO Bond - Detention Center	Series 2014 Pointe West	
Principal	60,591	50,310	379,000	190,000	760,000	303,000	1,742,901
Interest	42,790	8,068	19,669	34,820	95,658	17,528	218,533
Fiscal Charges	-	-	-	600	-	2,000	2,600
Total Debt Service Payments	103,381	58,378	398,669	225,420	855,658	322,528	1,964,034

Original Principal	1,100,000	511,500	3,300,000	2,600,000	8,000,000	2,993,000
Outstanding Principal as of 6/30/2023	1,100,000	321,447	1,157,000	1,010,000	6,420,000	615,000
Term	14 Years	10 Years	10 Years	15 Years	11 years	11 Years
Final Maturity Date	2037	2029	2026	2028	2031	2025
Coupon Interest Rate(s)	3.89%	2.51%	1.70%	3-3.6%	1.49%	2.85%
Counts Against Debt Limit	No	No	Yes	Yes	Yes	No

PUBLISHER'S AFFIDAVIT

STATE OF SOUTH CAROLINA COUNTY OF OCONEE

OCONEE COUNTY COUNCIL

IN RE: Council Meetings

BEFORE ME the undersigned, a Notary Public for the State and County above named, This day personally came before me, Hal Welch, who being first duly sworn according to law, says that he is the General Manager of **THE JOURNAL**, a newspaper published Tuesday through Saturday in Seneca, SC and distributed in **Oconee County, Pickens County** and the Pendleton area of **Anderson County** and the notice (of which the annexed is a true copy) was inserted in said papers on 01/06/2023 and the rate charged therefore is not in excess of the regular rates charged private individuals for similar insertions.



Hal Welch
General Manager

Subscribed and sworn to before me this
01/06/2023



Jessica Wells
Notary Public
State of South Carolina
My Commission Expires November 13, 2030



Jessica Lee Wells
NOTARY PUBLIC
State of South Carolina
My Commission Expires
November 13, 2030

LEGAL S

The Oconee County Council will meet in 2023 on the first and third Tuesday of each month with the following exceptions:

• July & August meetings, which will be only on the third Tuesday of each of these months;

• December meeting, which will be only the first Tuesday of the month. All Council meetings, unless otherwise noted, are held in Council Chambers, Oconee County Administrative Offices, 415 South Pine Street, Walhalla, South Carolina.


Oconee County Council will also hold a Planning Retreat beginning at 9:00 a.m. on Friday, February 24, 2023 in Council Chambers to establish short and long term goals. Oconee County Council will also meet on Tuesday, January 2, 2024 in Council Chambers at which point they will establish their 2024 Council and Committee meeting schedules.

Oconee County Council will also hold a Budget workshop on Friday, March 24, 2023 in Council Chambers.

Additional Council meetings, workshops, and/or committee meetings may be added throughout the year as needed.

Oconee County Council Committees will meet in 2023 prior to County Council meetings on the following dates/times in Council Chambers located at 415 South Pine Street, Walhalla, South Carolina unless otherwise advertised.

The Law Enforcement, Public Safety, Health, & Welfare Committee at 4:30 p.m. on the following



Find the home that's right for **YOU!**

THE JOURNAL

U-STOR-IT

Mini Warehouse

Inside • Outside • No Cameras
Fenced • Not Gated • Lighted

Old Clemson Hwy.

654-1000

HELP WANTED

ACCOUNTING MANAGER

Needed to Manage Accounting, Business Services & Administrative Duties

THE MASTER WOOD SHOP

CUSTOM MADE FURNITURE, CABINETS & REPAIR WORK

50 YRS. EXPERIENCE

864-965-81

HOME IMPROVEMENT

A Touch of Fire

Gas Logs & Fireplace Sets



Fireplace Construct

Gas Lines & Logs Installation

Wood Stoves & Gas Appliances Inst

VETERAN'S DISCOUNT

"We Will Beat Any Competitors Price"

Insured & Certified

Call or Email Andre

864-888-732

Elwood8323@AOL.com

Got Some Spring Repair Projects?

Oconee County Council

Oconee County
Administrative Offices
415 South Pine Street
Walhalla, SC 29691

Phone: 864-718-1023
Fax: 864 718-1024

E-mail:
jennifercadams@oconeesc.com

John Elliott
Chairman
District I

District II

Don Mize
District III

Julian Davis, III
Chairman Pro Tem
District IV

J. Glenn Hart
District V



The Oconee County Council will meet in 2023 on the first and third Tuesday of each month with the following exceptions:

- July & August meetings, which will be **only** on the third Tuesday of each of these months;
- December meeting, which will be **only** the first Tuesday of the month.

All Council meetings, unless otherwise noted, are held in Council Chambers, Oconee County Administrative Offices, 415 South Pine Street, Walhalla, South Carolina.

Oconee County Council will also hold a Planning Retreat beginning at 9:00 a.m. on Friday, February 24, 2023 in Council Chambers to establish short and long term goals.

Oconee County Council will also meet on Tuesday, January 2, 2024 in Council Chambers at which point they will establish their 2024 Council and Committee meeting schedules.

Oconee County Council will also hold a Budget workshop on Friday, March 24, 2023 in Council Chambers.

Additional Council meetings, workshops, and/or committee meetings may be added throughout the year as needed.

Oconee County Council Committees will meet in 2023 prior to County Council meetings on the following dates/times in Council Chambers located at 415 South Pine Street, Walhalla, South Carolina unless otherwise advertised.

The Law Enforcement, Public Safety, Health, & Welfare Committee at 4:30 p.m. on the following dates: February 21, May 16, July 18, September 19, 2023.

The Transportation Committee at 4:30 p.m. on the following dates: February 21, May 16, July 18, September 19, 2023.

The Real Estate, Facilities, & Land Management Committee at 4:30 p.m. on the following dates: March 21, June 6, August 15, & October 17, 2023.

The Planning & Economic Development Committee at 4:30 p.m. on the following dates: March 21, June 6, August 15, & October 17, 2023.

The Budget, Finance, & Administration Committee at 9:00 a.m. on the following dates: February 24 [Strategic Planning Retreat] & March 24 [Budget Workshop] and 4:30 p.m. on the following dates: March 7, April 18, & May 2, 2023.

OCONEE CODE OF ORDINANCES

Sec. 2-61. - Access to and conduct at county meetings, facilities and property.

(a) *Purpose.* The county council has determined that it is necessary to regulate access to county facilities, grounds and property in order to ensure the safety and security of the public who visit these areas or the county employees who serve them. The conduct of persons who visit county facilities and/or who have contact with county employees must also be regulated to preserve public order, peace and safety. The regulation of access and conduct must be balanced with the right of the public to have reasonable access to public facilities and to receive friendly, professional service from county employees. These regulations apply to all county facilities and meetings, as defined below, for and over which county council exercises control and regulation, and to the extent, only, not preempted by state or federal law.

(b) *Definitions.* The following words, terms and phrases, when used in this section, shall have the meanings ascribed to them in this subsection, except where the context clearly indicates a different meaning:

Facility means any building, structure, or real property owned, leased, rented, operated or occupied by the county or one of its departments, offices or agencies.

Meeting means any assemblage of persons for the purpose of conducting county governmental business, operations or functions or any assemblage of persons within a county governmental facility. The term "meeting" includes, but is not limited to, county council meetings, county board and committee and staff meetings, trials, hearings and other proceedings conducted in the courts of general sessions and common pleas, family court, master-in-equity, probate court and magistrate's court; and other meetings by entities duly authorized by the county council.

(c) *Prohibited acts.* It shall be unlawful for any person to:

- (1) Utter loud, obscene, profane, threatening, disruptive or abusive language or to engage in any disorderly or disruptive conduct that impedes, disrupts or disturbs the orderly proceedings of any meeting, or operations of any department or function of the county government, including, without limitation, speaking when not explicitly recognized and authorized to do so by the presiding official in such meeting.
- (2) Bring, carry, or otherwise introduce any firearm, knife with blade longer than two inches or other dangerous weapon, concealed or not concealed, into any facility or meeting. This prohibition does not apply to law enforcement personnel or any other person whose official, governmental duties require them to carry such firearm, knife, or other weapon.
- (3) Engage in partisan political activity, including speech, in any meeting not authorized and called for the purpose of partisan political activity and explicitly authorized for such purpose in the facility in which such activity is to be conducted, or refusing to cease such activity when the presiding official of the meeting in question has ruled that the activity in question is partisan political activity and has directed that such activity stop.
- (4) Interfere with, impede, hinder or obstruct any county governmental official or employee in the performance of his duties, whether or not on county government property.
- (5) Enter any area of a county government facility, grounds or property when such entry is prohibited by signs, or obstructed or enclosed by gates, fencing or other physical barriers. Such areas include rooms if clearly marked with signs to prohibit unauthorized entry.
- (6) Enter by vehicle any area of a county governmental facility, grounds or property when such area is prohibited by signs or markings or are obstructed by physical barriers; or park a vehicle in such restricted areas; or park in a manner to block, partially block or impede the passage of traffic in driveways; or park within 15 feet of a fire hydrant or in a fire zone; or park in any area not designated as a parking space; or park in a handicapped parking space without proper placarding or license plate; or park in a reserved parking space without authorization.

- (7) Use any county governmental facility, grounds or other property for any purpose not authorized by law or expressly permitted by officials responsible for the premises.
 - (8) Enter without authorization or permission or refuse to leave any county governmental facility, grounds or other property after hours of operation.
 - (9) Obstruct or impede passage within a building, grounds or other property of any county governmental facility.
 - (10) Enter, without legal cause or good excuse, a county governmental facility, grounds or property after having been warned not to do so; or, having entered such property, fail and refuse without legal cause or good excuse to leave immediately upon being ordered or requested to do so by an official, employee, agent or representative responsible for premises.
 - (11) Damage, deface, injure or attempt to damage, deface or injure a county governmental property, whether real property or otherwise.
 - (12) Enter or attempt to enter any restricted or nonpublic ingress point or any restricted access area, or bypass or attempt to bypass the designated public entrance or security checkpoint of a facility without authorization or permission.
 - (13) Perform any act which circumvents, disables or interferes with or attempts to circumvent, disable or interfere with a facility's security system, alarm system, camera system, door lock or other intrusion prevention or detection device. This includes, without limitation, opening, blocking open, or otherwise disabling an alarmed or locked door or other opening that would allow the entry of an unauthorized person into a facility or restricted access area of the facility.
 - (14) Exit or attempt to exit a facility through an unauthorized egress point or alarmed door.
- (d) *Penalty for violation of section.* Any person violating the provisions of this section shall be deemed guilty of a misdemeanor and, upon conviction, shall be punished in accordance with section 1-7. In addition, vehicles that are improperly parked on any county property, facility, or other premises may be towed at the owner's expense.

(Ord. No. 2003-04, §§ 1—4, 4-15-2003; Ord. No. 2012-06, § 1, 4-3-2012)

FY 2023 - 2024 Budget Summary

Expenditures

Step & Scale	2,167,993
New Positions 16	885,086
One Time Capital	(233,919)
General Government	516,206
Public Safety	2,327,717
Transportation	(300,524)
Public Works	783,233
Culture and Recreation	(78,710)
Judicial Services	97,065
Health and Welfare	(41,111)
Economic Development	8,381
Non Departmental	4,000
Debt Service Lease Payments	4,152
Other Financing Uses	(64,367)
Total Increase in Expenditures	6,075,202

Revenues

Property Taxes	2,943,797.00
Intergovernmental	603,688
Licenses, Permits and Fees	1,635,500
Fines and Forfeitures	30,100
Charges for Services	1,077,448
Interest and Investment Income	300,000
Miscellaneous and Other	55,225
Other Financing Sources -	(186,500)
Use of Fund Balance	(384,056)
Total Increase in Revenues	6,075,202